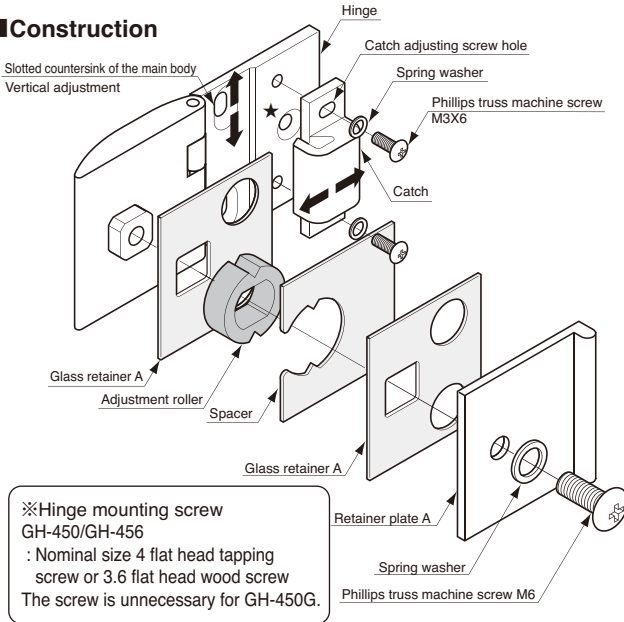


# LAMP® GLASS DOOR HINGE GH-450/GH-456N / GH-450G

**⚠ Read all instructions carefully for proper installation.**

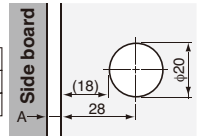
## ■ Construction



## Glass processing drawing (Unit: mm)

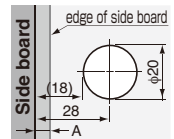
### GH-450 GH-450G

Art.No	A
GH-450	4.5
GH-450G	5.0

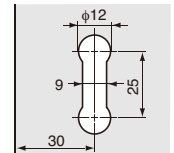


### GH-456N型

Art.No	A
GH-456N	5.0



### GH-450G Side glass hole processing



## ■ Number of spacers used for each glass

5mm thick glass	6mm thick glass	8mm thick glass
3 pieces	2 pieces	Not used.

## ■ Hinge installation

- Align two slotted countersinks of the main body to the side plate installing positions, and fasten the main body with the mounting screws. (The mounting screws for the hinge are not included. Prepare the nominal size 4 flat head tapping screws or 3.8 flat head wood screws.)
- Referring to the illustration above, assemble the parts, and securely fasten the glass door with the Phillips truss machine screw M6. (Note that the number of spacers is different depending on the thickness of the glass door.)
  - Adjustment of glass door
    - Vertical adjustment : Loosen the screw in two slotted countersinks of the main body and vertically slide the hinge. (Adjustable allowance: Vertically 2mm)
    - Horizontal adjustment : Loosen the Phillips truss machine screw M6, and horizontally slide the glass for adjustment. (Adjustable allowance: Horizontally 2.5mm)
- After securely tightening the mounting screws marked with ★, fix the catch with the screws and adjust the catch.

## ■ Catch adjustment (The catch is not attached to GH-456N, GH-450G.)

If the catch is used, loosen the catch mounting screws and relocate the catch for adjustment of catch force.

**⚠ Note that the catch may be damaged if the catch force is extremely increased.  
If any glass lock (No.1310GL, No.1310GLW, etc) is used, the catch is unnecessary.**

SUGATSUNE KOGYO CO.,LTD.  
Phone: +81 3 3866 2260  
F a x : +81 3 3866 4447  
E-mail: export@sugatsune.co.jp  
Website: www.sugatsune-intl.com

SUGATSUNE KOGYO (UK) LTD.  
Phone: +44 118 9272 955  
F a x : +44 118 9272 871  
E-mail: sales@sugatsune.co.uk  
Website: www.sugatsune.co.uk

SUGATSUNE AMERICA, INC.  
Phone: +1 310 329 6373  
F a x : +1 310 329 0819  
E-mail: sales@sugatsune.com  
Website: www.sugatsune.com

SUGATSUNE SHANGHAI CO., LTD.  
Phone: +86 21 3632 1858  
F a x : +86 21 3632 1868  
E-mail: lamp@sugatsune.com.cn  
Website: www.sugatsune.com.cn