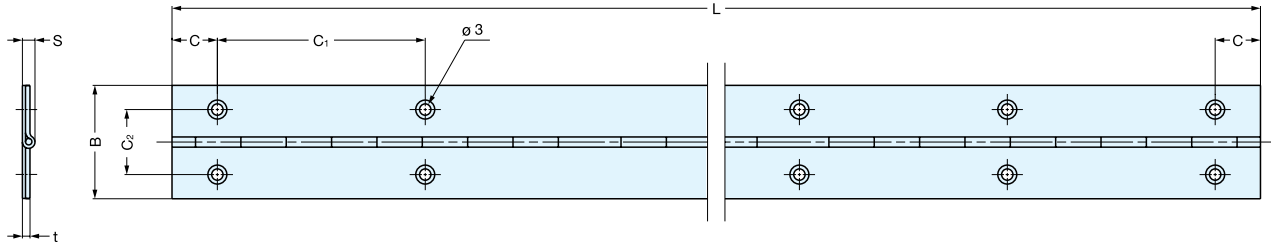


# PIANO HINGE



# LSD-30

- Double folded construction provides extra rigidity.
- The knuckles on both ends are crimped to prevent the pin from being removed. The hinge pin does not occupy the crimped knuckles on both ends.



Material	Finish
304 Stainless Steel	Satin

Item No.	L	B	C	C <sub>1</sub>	C <sub>2</sub>	t	S	Holes	Weight (g)	Box (pcs)	Carton (pcs)
LSD-30-240	240 (9-29/64")	30 (1-3/16")	10.5	43.5	17	1.2	3.5	12	65	20	200
LSD-30-300	300 (11-13/16")			46.3				14	80		
LSD-30-360	360 (14-11/64")		15.0	47.0				16	95		
LSD-30-450	450 (17-23/32")		14.5	60.0				16	120		
LSD-30-600	600 (23-5/18")		14.0	63.3				20	190		
LSD-30-900	900 (35-7/16")			62.3				30	280		

PIANO HINGES

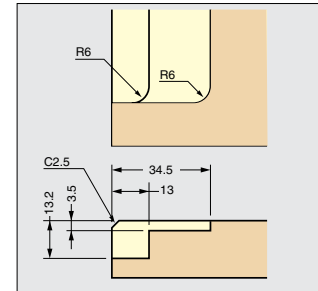
# TABLETOP PIANO HINGE



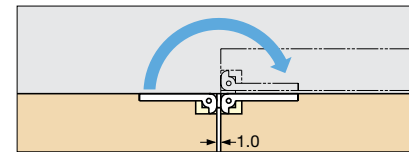
# HG-MH



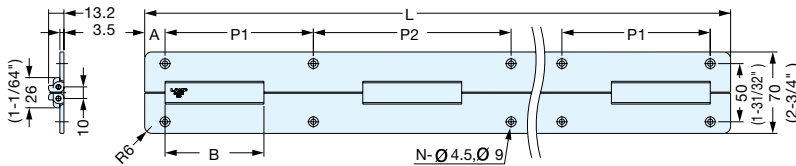
• Not a load bearing hinge, requires secondary support.



Bore Dimensions



• Unique "Double Joint" mechanism allows 180° opening.  
 \* HG-MH is not a load bearing hinge.  
 A secondary support is recommended.



Item No.	Material	Finish/Color	L	A	P <sub>1</sub>	P <sub>2</sub>	B	# of Holes	Carton (pcs)												
HG-MH400S	Aluminum (Body)/ 304 Stainless Steel (Pin)	Silver	400 (15-3/4")	15.0	111.0	148	74	8	15												
HG-MH400BR		Brown																			
HG-MH400BL		Black																			
HG-MH800S		Silver	800 (31-1/2")							17.5	127.5	170	85	12	10						
HG-MH800BR		Brown																			
HG-MH800BL		Black																			
HG-MH1100S		Silver	1100 (43-5/16")													16.5	145.5	194	97	14	6
HG-MH1100BR		Brown																			
HG-MH1100BL		Black																			