

DROP LID HINGE (ADJUSTABLE TYPE)

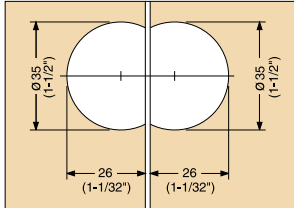


SDH-001

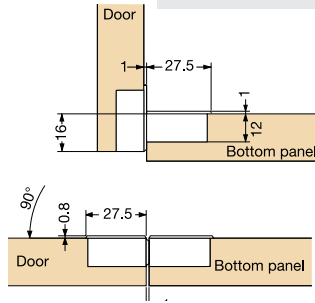
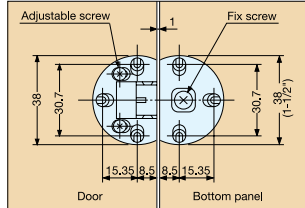


SDH-001

SDH-001/BLK



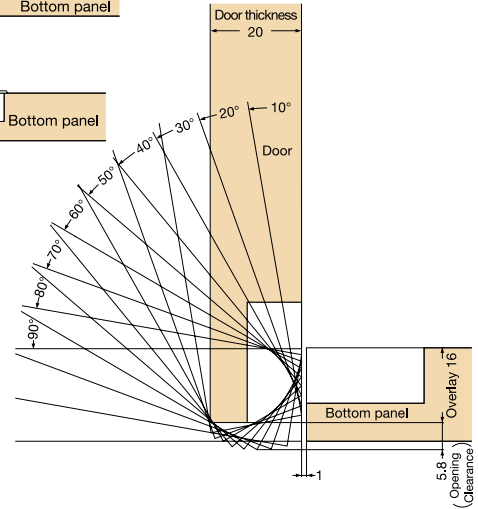
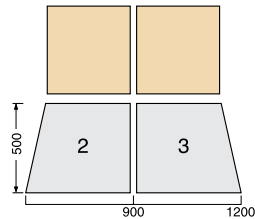
Bore Dimensions



- Opening angle 90°
- Two way adjustment (overlay and door gap)
- Flush when opened, ideal for writing desk application
- Can be used with soft down stay SDS-100 or NSDX-10.
- Door Thickness: 16 ~ 20 mm (5/8" ~ 25/32")
- Overlay Coverage: 14 ~ 16 mm (35/64" ~ 5/8")



of Hinges Required



Item No.	Material	Finish	Weight (g)	Box (pcs)	Carton (pcs)
SDH-001/NI	Zinc Alloy	Nickel	79	50	200
SDH-001/BLK		Black			

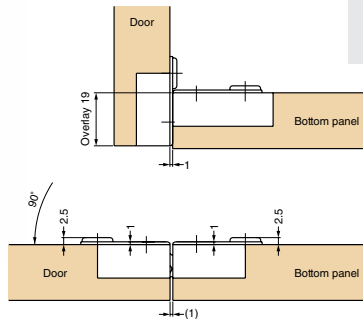
DROP LID HINGE (3-WAY ADJUSTMENT)



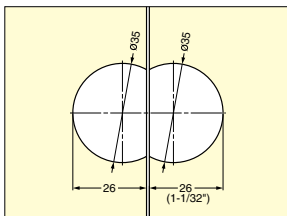
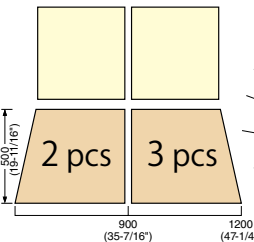
SDH-P



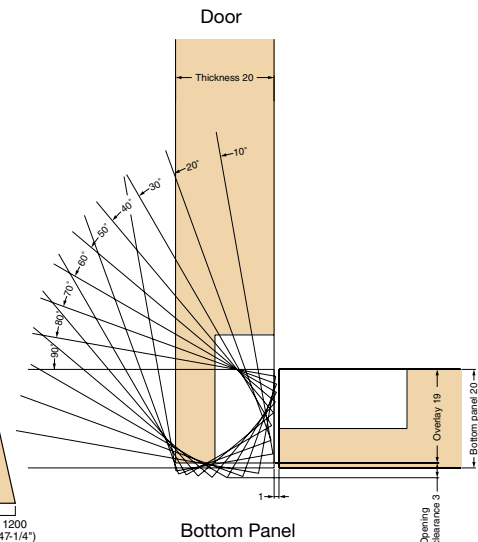
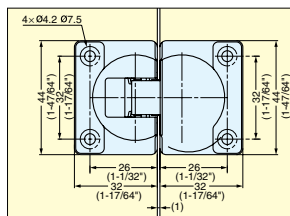
- Three way adjustment (overlay, horizontal, door gap).
- Flush when opened.
- Can be used with soft down stay SDS-100 or NSDX-10.
- Door Thickness: 16~20 mm (5/8" ~ 25/32").
- Overlay Coverage 16~19 mm (5/8" ~ 3/4").



of Hinges Required



Bore Dimensions



Item No.	Finish/Color	Box (sets)	Carton (sets)
SDH-P/BL	Nickel/Black Covers	50	100
SDH-P/NI	Nickel/Nickel Covers		
SDH-P/WT	Nickel/White Covers		

No.	Part Name	Material	Finish
①	Hinge Body	Steel	Nickel
②	Cover	ABS	Black/Nickel/White