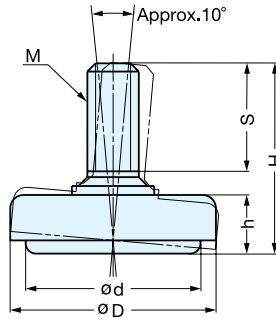


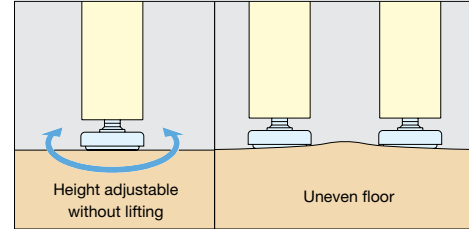
## STAINLESS STEEL LEVELING GLIDE



**MKPS**



- Double structure of cover/bolt and base allows easy height adjustment without lifting the leg.
- Swivels approximately 10° to compensate for uneven floors.
- 304 stainless steel construction is ideal for humid environments or applications where corrosion is an issue.



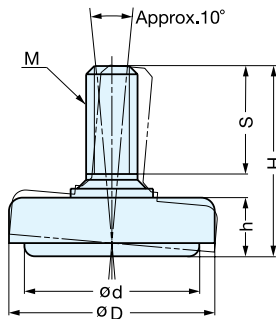
| Material            | Finish |
|---------------------|--------|
| 304 Stainless Steel | Satin  |

| Item No.   | M          | D             | d             | H               | h             | S           | Load Capacity (kg) | Weight (g) | Box (pcs) | Carton (pcs) |
|------------|------------|---------------|---------------|-----------------|---------------|-------------|--------------------|------------|-----------|--------------|
| MKPS-32N3  | W3/8-16    | 32 (1-17/64") | 27 (1-1/16")  | 36.0 (1-27/64") | 11.0 (7/16")  | 21 (53/64") | 200 (440 lbs)      | 50         | 60        | 480          |
| MKPS-40N3  |            | 40 (1-37/64") | 34 (1-11/32") | 37.0 (1-29/64") | 11.4 (29/64") |             | 320 (704 lbs)      | 70         | 40        | 320          |
| MKPS-50N3  |            | 50 (1-31/32") | 44 (1-47/64") | 37.5 (1-15/32") | 11.5 (29/64") |             | 360 (792 lbs)      | 95         | 30        | 240          |
| MKPS-60M12 | M12 x 1.75 | 60 (2-23/64") | 54 (2-1/8")   | 51.5 (2-1/32")  | 11.5 (29/64") | 35 (1-3/8") | 400 (881 lbs)      | 140        | 15        | 120          |

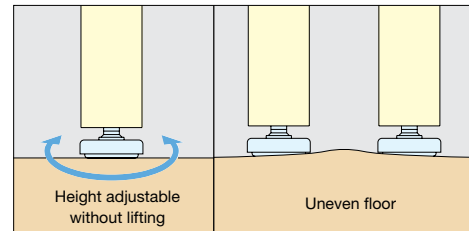
## STAINLESS STEEL LEVELING GLIDE (W/RUBBER PAD)



**MKRS**



- Leveling glide with elastomer base prevents skidding.
- Double structure of cover/bolt and base allows easy height adjustment without lifting the leg.
- Swivels approximately 10° to compensate for uneven floors.
- 304 stainless steel construction is ideal for humid environments or applications where corrosion is an issue.



| Part Name | Material            | Finish |
|-----------|---------------------|--------|
| Body      | 304 Stainless Steel | Satin  |
| Base      | Elastomer           | Black  |

| Item No.   | M          | D             | d             | H               | h             | S           | Load Capacity (kg) | Weight (g) | Box (pcs) | Carton (pcs) |
|------------|------------|---------------|---------------|-----------------|---------------|-------------|--------------------|------------|-----------|--------------|
| MKRS-32N3  | W3/8-16    | 32 (1-17/64") | 27 (1-1/16")  | 36.0 (1-27/64") | 11.0 (27/16") | 21 (53/64") | 40 (88 lbs)        | 50         | 60        | 480          |
| MKRS-40N3  |            | 40 (1-37/64") | 34 (1-11/32") | 37.0 (1-29/64") | 11.4 (29/64") |             | 80 (176 lbs)       | 70         | 40        | 320          |
| MKRS-50N3  |            | 50 (1-31/32") | 44 (1-47/64") | 37.5 (1-15/32") | 11.5 (29/64") |             | 100 (220 lbs)      | 90         | 30        | 240          |
| MKRS-32M10 | M10        | 32 (1-17/64") | 27 (1-1/16")  | 36.0 (1-27/64") | 11.0 (7/16")  | 21 (53/64") | 40 (88 lbs)        | 50         | 60        | 480          |
| MKRS-40M10 |            | 40 (1-37/64") | 34 (1-11/32") | 37.0 (1-29/64") | 11.4 (29/64") |             | 80 (176 lbs)       | 70         | 80        | 320          |
| MKRS-50M10 |            | 50 (1-31/32") | 44 (1-47/64") | 37.5 (1-15/32") | 11.5 (29/64") |             | 90                 | 30         | 240       |              |
| MKRS-60M12 | M12 x 1.75 | 60 (2-23/64") | 54 (2-1/8")   | 51.5 (2-1/32")  | 11.5 (29/64") | 35 (1-3/8") | 100 (220 lbs)      | 150        | 15        | 120          |
| MKRS-70M14 | M14 x 2.00 | 70 (2-3/4")   | 64 (2-33/64") | 51.5 (2-1/32")  | 200           |             |                    |            |           |              |