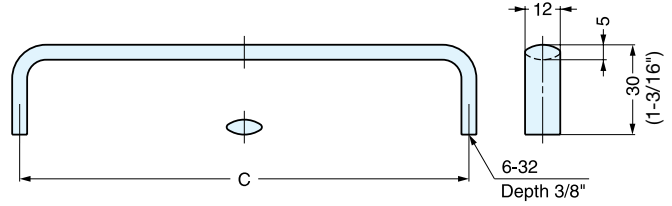


# HANDLE



• Ideal for harsh and highly corrosive environments.



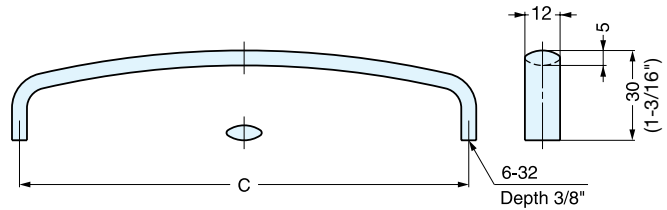
Item No.	C	Weight (g)	Box (pcs)	Carton (pcs)
KC-S635/M KC-S635/S	88.9 (3-1/2")	67	20	200
KC-S640/M KC-S640/S	101.6 ( 4" )	71		
KC-S650/M KC-S650/S	127.0 ( 5" )	85		
KC-S660/M KC-S660/S	152.4 ( 6" )	95		

Material	Finish
316 Stainless Steel	Mirror (M)/Satin (S)

# HANDLE



• Ideal for harsh and highly corrosive environments.



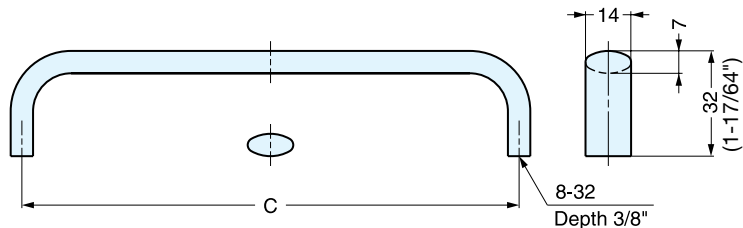
Item No.	C	Weight (g)	Box (pcs)	Carton (pcs)
KC-R635/M KC-R635/S	88.9 (3-1/2")	60	20	200
KC-R640/M KC-R640/S	101.6 ( 4" )	67		
KC-R650/M KC-R650/S	127.0 ( 5" )	78		
KC-R660/M KC-R660/S	152.4 ( 6" )	88		

Material	Finish
316 Stainless Steel	Mirror (M)/Satin (S)

# HANDLE



• Ideal for harsh and highly corrosive environments.



Item No.	C	Weight (g)	Box (pcs)	Carton (pcs)
EK-S635/M EK-S635/S	88.9 (3-1/2")	90	20	200
EK-S640/M EK-S640/S	101.6 ( 4" )	91		
EK-S650/M EK-S650/S	127.0 ( 5" )	113		
EK-S660/M EK-S660/S	152.4 ( 6" )	122		

Material	Finish
316 Stainless Steel	Mirror (M)/Satin (S)