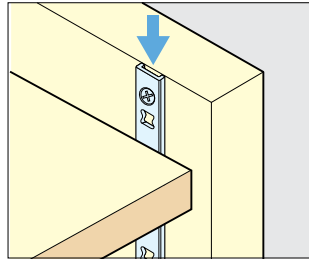


# SHELF STANDARD

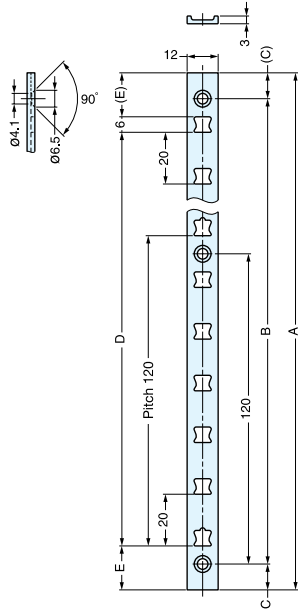


# AP-DM, AP-DH

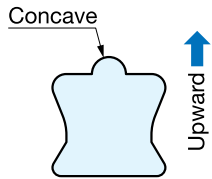
SHELF STANDARDS BRACKETS



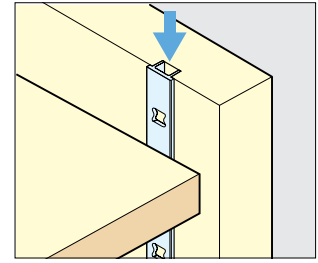
Surface Mount



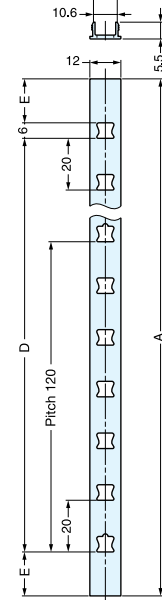
- Aluminum shelf standard.
- Can be cut to desired length.
- Thin profile (3 mm, 1/8") suitable for surface mount.
- Screw hole located every 120 mm (4-23/32").
- New slot shape to prevent shelf support from falling off.
- Special screw with silver finish available. (AP-SC3-16)



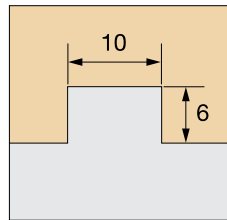
\* Install the standard with concave slot (located every 120mm) pointing upward.



Mortise Mount

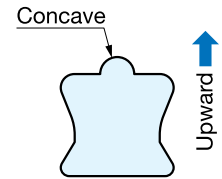


- Aluminum shelf standard.
- Can be cut to desired length.
- Designed for press-fit mount without using screws.
- New slot shape to prevent shelf support from falling off.



Bore Dimension (In case of Plywood)

\* Fit tightness may vary depending on the panel/wall material. Use adhesive if loose.



\* Install the standard with concave slot (located every 120mm) pointing upward.

Item No.	Screw Type	Material
AP-SC3-16	Flat-head wood 3x16	Steel
Item No.	Finish/Color	Box (set)
AP-SC3-16	Yellow Zinc Chromate (Head-Silver)	100

Item No.	Mounting Type	A	B	C	D	E	Weight (g)	Material	Finish	Carton (pcs)
AP-DM1820	Surface Mount	1820 (71-21/32")	1800	10	1780	17	113	Aluminum	Anodized	100
AP-DM2600		2600 (102-23/64")	2520	40	2500	47	161			60
AP-DH1820	Mortise Mount	1820 (71-21/32")	-	-	1780	17	131			100
AP-DH2600		2600 (102-23/64")	-	-	2500	47	187			60