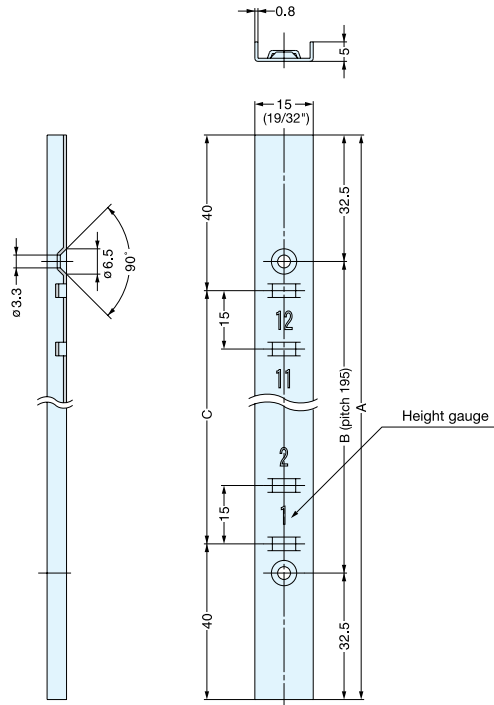



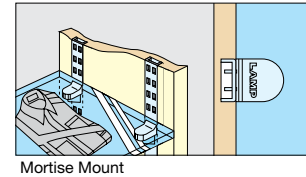
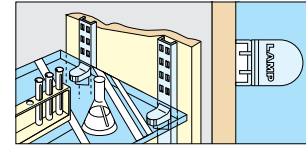
SHELF STANDARD



SM-1820



- Easy height adjustment for changing shelf level.
- Shelf support options: SMB-15R, SPM-20B.



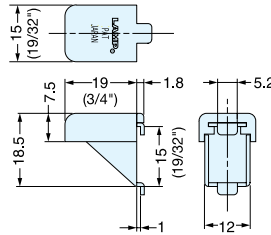
Item No.	A	B	C	Weight (g)	Carton (pcs)
SM-1820	1820 (71-21/32")	1755	1740	245	60

Material	Finish
304 Stainless Steel	Satin

SHELF SUPPORT



SMB-15R



- Shelf support for SM-1820.
- Rubber pad provides a gripped surface to reduce slippage.

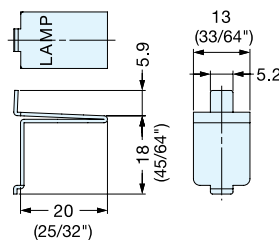
Item No.	Load Capacity (kg)	Weight (g)	Box (pcs)	Carton (pcs)
SMB-15R	90 (198 lbs)/4pcs	6	300	3000

Material	Finish/Color
304 Stainless Steel	Satin
Elastomer	Grey

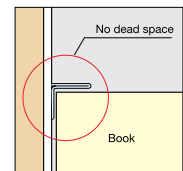
SHELF SUPPORT



SPM-20B



- Shelf support for SM-1820.
- Designed to maximize shelf space.



Item No.	Load Capacity (kg)	Weight (g)	Box (pcs)	Carton (pcs)
SPM-20B	60 (132 lbs)/4pcs	5	300	3000

Material	Finish
304 Stainless Steel	Satin