

# BRACKET

LOAD CAPACITY  
12-25 kg  
26-55 lbs



# BTK-UB

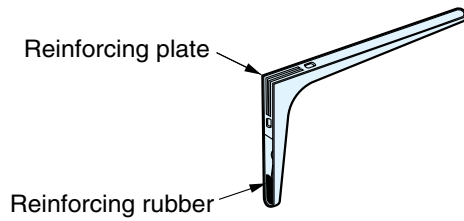
- Short arm at wall mount side for clean appearance.



White

Black

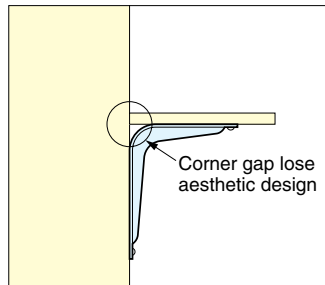
Umber



Reinforcing plate

Reinforcing rubber

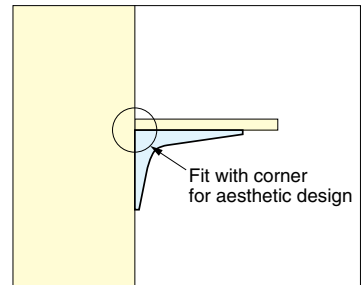
Typical bracket design



Corner gap lose aesthetic design

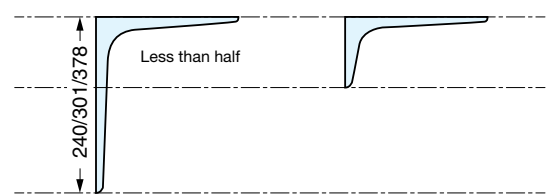
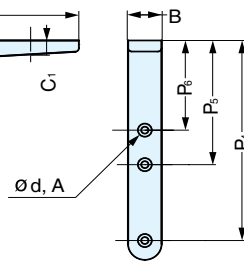
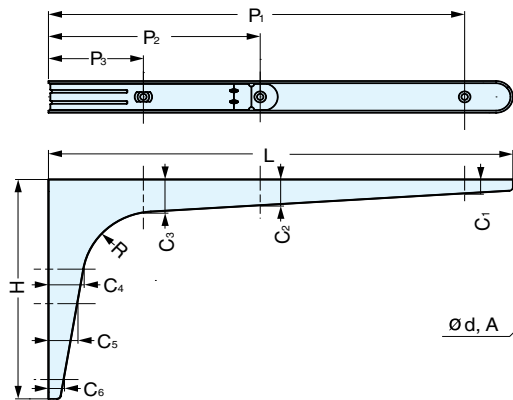
Normal brackets leave a gap, ruining the aesthetic.

BTK-UB



Fit with corner for aesthetic design

Fits into the corner leaving a clean aesthetic.



Part Name	Material	Carton (pcs)
Bracket Body	Steel	White (W)/Black (B)/Umber (UM)
Reinforcing Rubber	EPDM	-

Item No.	Load Capacity (kgf)	H	L	B	P <sub>1</sub>	P <sub>2</sub>	P <sub>3</sub>	P <sub>4</sub>	P <sub>5</sub>	P <sub>6</sub>	Weight (g)	Box (pcs)	Carton (pcs)
BTK-UB100	12 (26 lbs)	99.5	199.0	18	176.0	91.0	45	85.0	45.0	-	170	10	100
BTK-UB120	20 (44 lbs)	119.5	238.5	20	206.5	92.5	45	105.5	71.5	45	230		
BTK-UB160	25 (55 lbs)	159.0	318.0	23	285.0	145.0	65	145.0	91.0	65	380		