

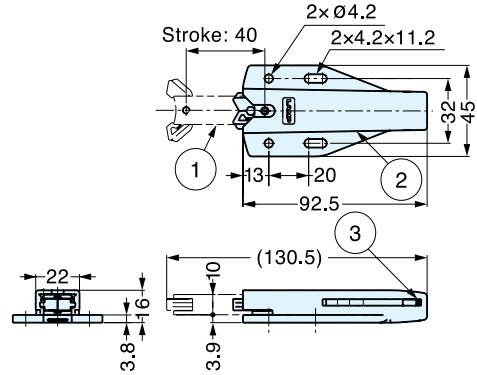
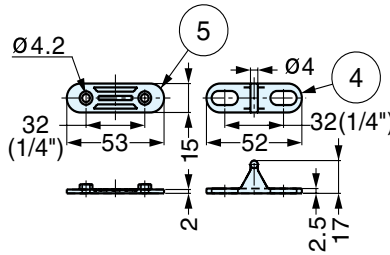
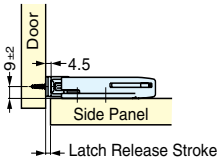
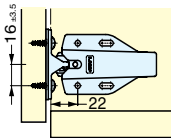
NON-MAGNETIC TOUCH LATCH HIGH TEMPERATURE (LONG STROKE)



MLC-HT130BL



- Push to latch/unlatch.
- Long Stroke 40 mm (1-9/16").
- Long Stroke for large doors.
- Suitable for high temperature environment up to 120°C (248°F).
- Adjustable Strike Plate.
Vertical ±2mm/Horizontal± 3.5 mm
- Open/Close cycle test : 100,000 cycles.



No.	Part Name	Material	Color
①	Body 1	Glass-Filled Polyamide	Black (BL)
②	Body 2	Glass-Filled PBT	Black (BL)
③	Spring	304 Stainless Steel	-
④	Strike	Glass-Filled Polyamide	Black (BL)
⑤	Counterplate	Glass-Filled PBT	Black (BL)

Item No.	Retaining Force (kg)	Push out force (kg)	Weight (g)	Box (pcs)	Carton (pcs)
MLC-HT130BL	12 (26.4 lbs)	1.7 (3.7 lbs)	40	20	240

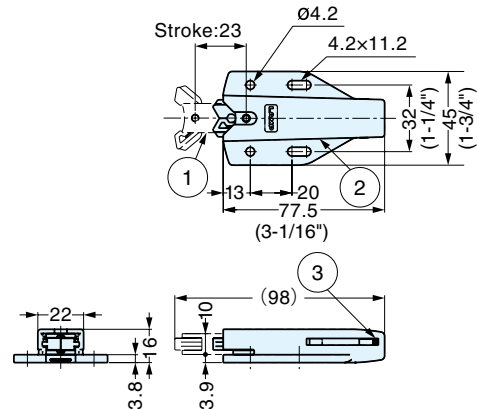
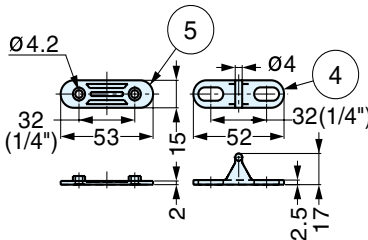
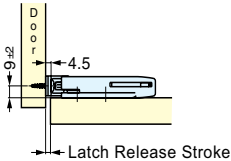
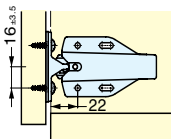
NON-MAGNETIC TOUCH LATCH (LONG STROKE)



MLC-100



- Long Stroke 40 mm (1-9/16").
- Push to latch/unlatch.
- Long stroke for large doors.
- Adjustable Strike Plate:
Vertical ±2/Horizontal± 3.5 mm
- Open/Close cycle test : 100,000 cycles.



No.	Part Name	Material	Color
①	Body 1	Glass-Filled Polyamide	White (WT) Black (BL)
②	Body 2	PBT	Black (BL)
③	Spring	Steel	-
④	Strike	Polyacetal	White (WT) Black (BL)
⑤	Counterplate	PBT	Black (BL)

Item No.	Retaining Force (kg)	Push out force (kg)	Weight (g)	Box (pcs)	Carton (pcs)
MLC-100WT	9.2 (20.2 lbs)	1.4 (3.1 lbs)	32	100	800
MLC-100BL					