

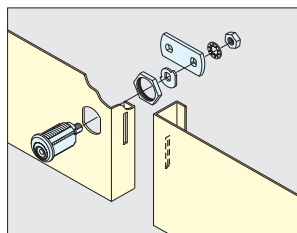
# SHEET METAL CAM LOCK



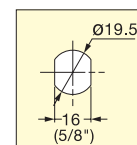
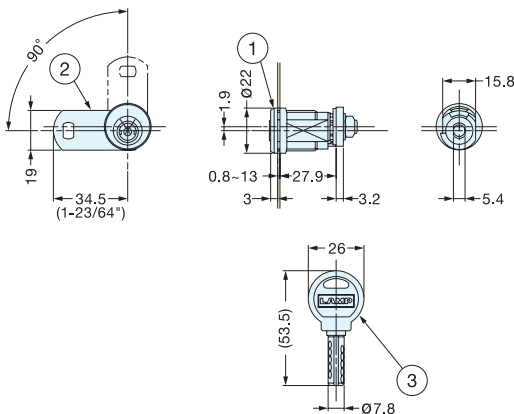
## DCY-34



- High security with special key design.
- Reversible key.
- 90 degree cam rotation
- Key is removable in locked position only. (Key works as a knob in unlocked position.)
- Universal direction - Cam direction changeable.
- 2,000 key changes available; Please specify keyed alike or differently when ordering.
- Master key type available at surcharge. (Maximum 866 key changes per master key)



Installation



Cut Out Dimensions

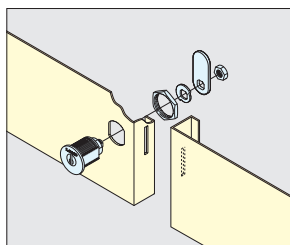
Item No.	Metal Thickness (mm)	Keys Included	Weight (g)	Box (pcs)	Carton (pcs)
DCY-34	0.8~13 (1/32"~1/2")	2	101	12	60

No.	Part Name	Material	Finish
①	Body	Brass	Chrome
②	Cam		Yellow Zinc Chromate
③	Key	Brass/ABS	Nickel/Black

# SHEET METAL CAM LOCK

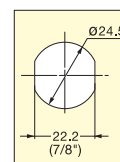
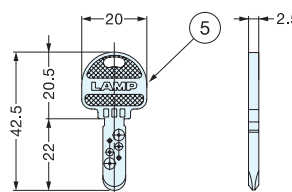
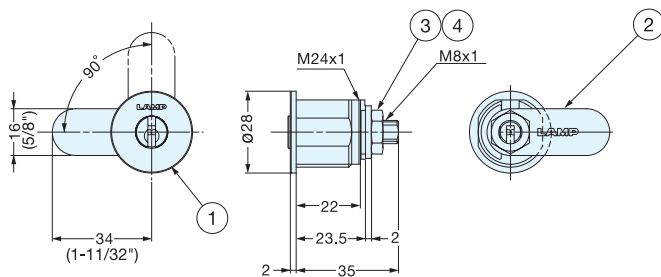


## 3800S



Installation

- High corrosion resistance.
- Reversible key.
- Key is removable in locked position only. (Key works as a knob in unlocked position.)
- Universal direction - Cam direction changeable.
- 300 key changes available; Please specify keyed alike or differently when ordering.
- Master key type available at surcharge.



Cut Out Dimensions

Item No.	Metal Thickness (mm)	Keys Included	Weight (g)	Box (pcs)	Carton (pcs)
3800S	2~10 (5/64"~3/8")	2	119	12	60

No.	Part Name	Material	Finish
①	Body	303 Stainless Steel	Satin
②	Cam	304 Stainless Steel	Plain
③	Small Hex Nut	303 Stainless Steel	
④	Washer	304 Stainless Steel	
⑤	Key	Nickel Silver	