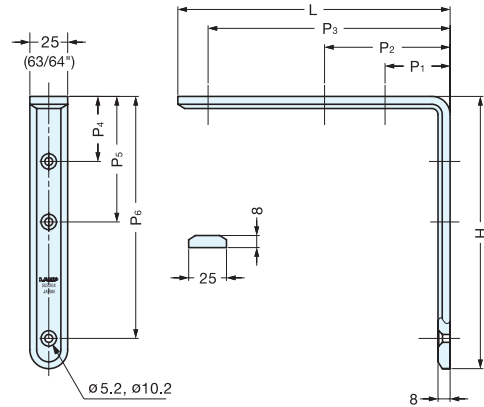


# ANGLE BRACKET



# XL-SA01

• Stainless steel bracket with soft and sleek design.



Material	Finish
304 Stainless Steel	Satin (S), Mirror (M)

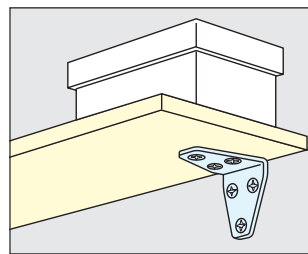
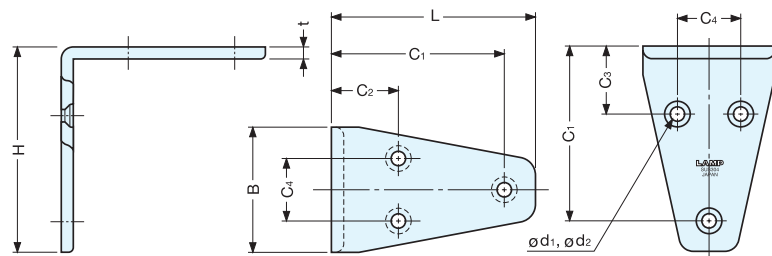

Item No.		L	H	P <sub>1</sub>	P <sub>2</sub>	P <sub>3</sub>	P <sub>4</sub>	P <sub>5</sub>	P <sub>6</sub>	Holes	Load Capacity (kg)	Weight (g)	Box (pcs)	Carton (pcs)
Satin	Mirror													
XL-SA01-120/S	XL-SA01-120/M	120 (4-23/62")	120 (4-23/62")	38	-	100	38	-	100	4	23 (50 lbs)	312	8	40
XL-SA01-150/S	XL-SA01-150/M	150 (5-29/32")	150 (5-29/32")	43	-	130	43	-	130	6	18 (39 lbs)	400	6	30
XL-SA01-180/S	XL-SA01-180/M	180 (7-5/64")	180 (7-5/64")		160	160		160						
XL-SA01-240/S	XL-SA01-240/M	240 (9-29/64")	240 (9-29/64")	83	83	220	83	83	220	6	12 (26 lbs)	660	4	20

# ANGLE BRACKET



# SV

• Stainless steel angle bracket for applications where corrosion is an issue.



Installation

Material	Finish
304 Stainless Steel	Mirror (M), Satin (S)

Item No.	SV	L	H	C <sub>1</sub>	C <sub>2</sub>	C <sub>3</sub>	C <sub>4</sub>	B	t	d <sub>1</sub>	d <sub>2</sub>	Holes	Load Capacity (kg)	Weight (g)	Box (pcs)	Carton (pcs)	Screw
SV-40/M	SV-40/S	40 (1-39/64")	40 (1-39/64")	34	17	17	-	25.0 (63/64")	3	3.3	6.5	4	8 (18 lbs)	29	40	640	3.1 × 20
SV-55/M	SV-55/S	55 (2-13/64")	55 (2-13/64")	47	18	18	17	36.5 (1-7/16")	3	3.8	7.5	6	14 (31 lbs)	58	20	320	
SV-80/M	SV-80/S	80 (3-5/32")	80 (3-5/32")	71	24	24	27	52.0 (2-3/64")	4	4.3	8.5		14 (31 lbs)	162	10	120	