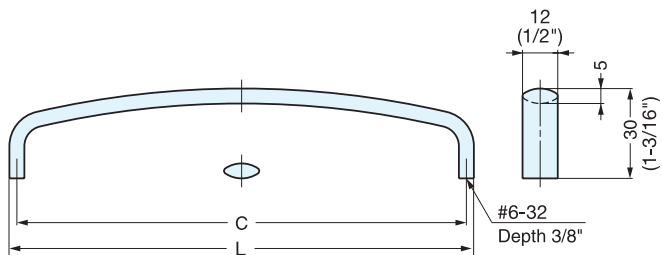


HANDLE



KC-R

• Ideal for harsh and high corrosive environments.

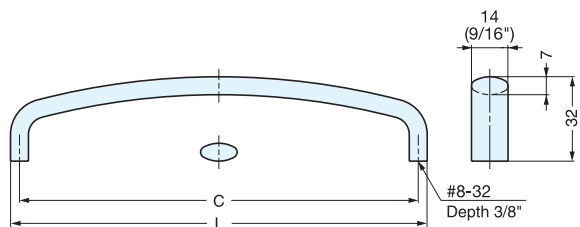


Item No.	L	C	Weight (g)	Box (pcs)	Carton (pcs)	Material	Finish
KC-R635/M KC-R635/S	93.9 (3-11/16")	88.9 (3-1/2")	60	20	200	316 Stainless Steel	Mirror (M) Satin (S)
KC-R640/M KC-R640/S	106.6 (4-3/16")	101.6 (4")	67				
KC-R650/M KC-R650/S	132.0 (5-3/16")	127.0 (5")	78				
KC-R660/M KC-R660/S	157.4 (6-3/16")	152.4 (6")	88				

HANDLE



EK-R

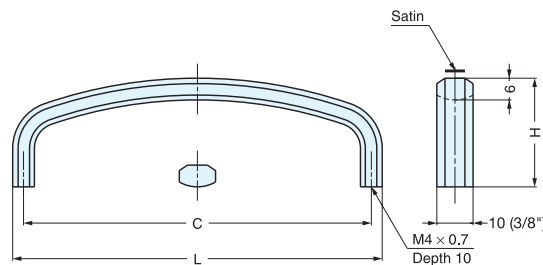
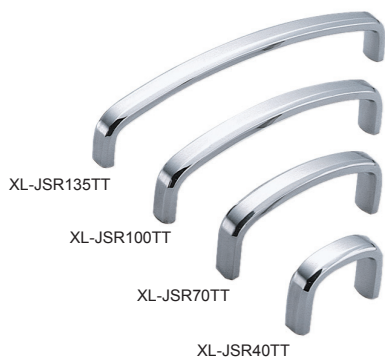


Item No.	L	C	Weight (g)	Box (pcs)	Carton (pcs)	Material	Finish
EK-R635/M EK-R635/S	95.9 (3-25/32")	88.9 (3-1/2")	95	20	200	316 Stainless Steel	Mirror (M) Satin (S)
EK-R640/M EK-R640/S	108.6 (4-9/32")	101.6 (4")	109				
EK-R650/M EK-R650/S	134.0 (5-9/32")	127.0 (5")	123				
EK-R660/M EK-R660/S	159.4 (6-9/32")	152.4 (6")	141				

HANDLE



XL-JSR



Item No.	L	C	H	Weight (g)	Box (pcs)	Carton (pcs)	Material	Finish
XL-JSR40TT	38	32 (1-17/64")	27 (1-1/16")	26	30	300	316 Stainless Steel	Mirror and Satin Combination
XL-JSR70TT	70	64 (2-33/64")	30 (1-3/16")	35	20	200		
XL-JSR100TT	102	96 (3-25/32")		51				
XL-JSR135TT	134	128 (5-1/32")		63	15	150		