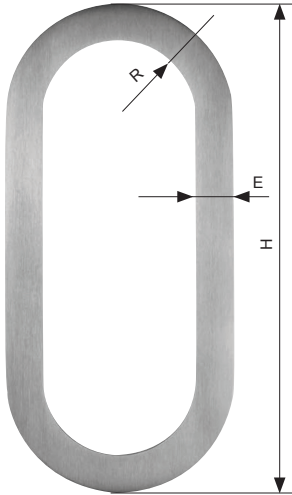


SLIDING DOOR HANDLE

DSI-3020




- Surface-mount handle.
- Sold as a set. Each set includes 2 metal handles and 1 edge-mounted recessed pull (for use with wood doors).

Material	Finish
304 Stainless Steel	Satin

Item No.	H	E	R	Thickness (mm)	Weight (g)	Box (sets)	Carton (sets)
DSI-3020-85	85 (3-3/8")	8	12	6 (1/4")	70	1	10
DSI-3020-150	150 (5-7/8")	12	23		125		
DSI-3020-300	300 (11-13/16")	16	24		250		

SLIDING DOOR HANDLE

DSI-4020




- Surface-mount handle.
- Sold as a set. Each set includes 2 metal handles and 1 edge-mounted recessed pull (for use with wood doors).

Material	Finish
304 Stainless Steel	Satin

Item No.	H ₁	H ₂	A ₁	A ₂	Thickness (mm)	Weight (g)	Box (sets)	Carton (sets)
DSI-4020-85	85 (3-3/8")	65 (2-9/16")	50 (2")	20 (13/16")	6 (1/4")	135	1	10
DSI-4020-150	150 (5-7/8")	130 (5-1/8")	65 (2-9/16")	35 (1-3/8")		240		
DSI-4020-300	300 (11-13/16")	280 (11")	80 (3-3/16")	50 (2")		480		

SLIDING DOOR HANDLE

DSI-4040



- Surface-mount handle.
- Sold as a set. Each set includes 2 metal handles and 1 edge-mounted recessed pull (for use with wood doors).

Material	Finish
304 Stainless Steel	Satin

Item No.	H	A	Thickness (mm)	Weight (g)	Box (sets)	Carton (sets)
DSI-4040-85	85 (3-3/8")	50 (2")	6 (1/4")	70	1	10
DSI-4040-150	150 (5-7/8")	92 (3-5/8")		125		
DSI-4040-300	300 (11-13/16")	185 (7-5/16")		250		