

SOFT-CLOSE HINGE Horizontal Opening



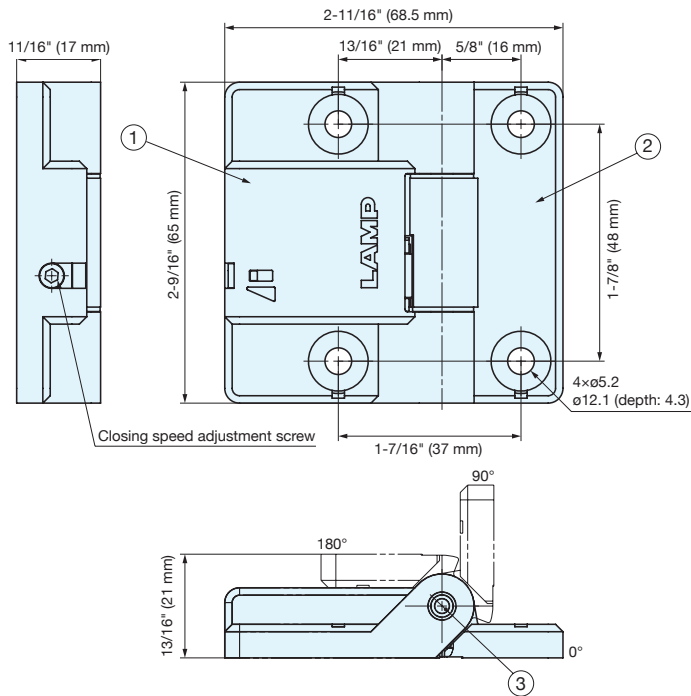
HG-JV65



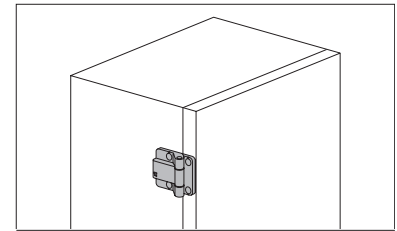
- Soft and self-closing hinge ensures quiet, safe door closure.
- Adjustable closing speed (with hex key). Allows precise, machine-friendly door movement.
- Firmly holds door closed to prevent gaps, so that machines continue to operate without interruption.
- Surface-mounted hinge saves internal machine space and helps maintain cleanliness (ideal for food equipment and medical industry).
- Can be installed on aluminum frames for machine equipment.
- Passed 50,000 cycle test (private).

Note:

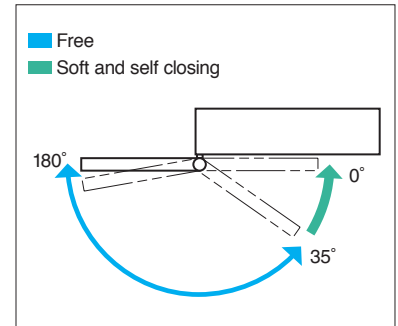
- Stoppers recommended to prevent door from over-extending past 180° opening.
- Not suitable for vibrational applications/ environments.
- Operating temperature: 32 - 104°F (0 - 40 °C).
- Do not lubricate.
- For indoor use only.



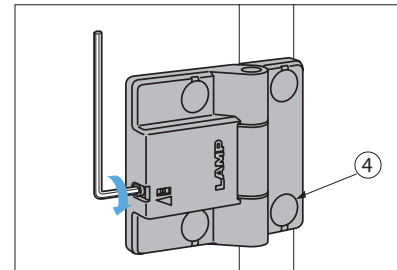
Installation



Operating Range



Closing Speed Adjustment



Closing speed of doors is adjustable with a hex key (size: 2.5).

No.	Part Name	Material	Finish
①	Body A	Polyamide (PA)	Black, Light Grey
②	Body B	Steel	
③	Shaft	Brass	Nickel
④	Screw Cover	Polyacetal (POM)	Black, Light Grey

Item Number	Finish	Available Door Specs				Weight (g)	Box (pcs)	Carton (pcs)
		Width (mm)	Height (mm)	Weight/2pc (kg)	Weight/3pc (kg)			
HG-JV65-S-BL	Black	Max. 700 (27-9/16")	Max. 2400 (94-1/2")	1.0 - 7.0 (2.2-15.4 lb)	7.0 - 12.0 (15.4-26.4 lb)	85	10	60
HG-JV65-S-LGR	Light Grey							