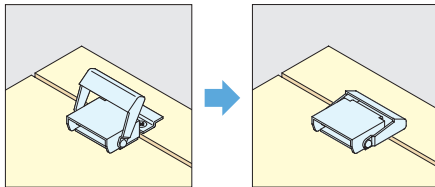
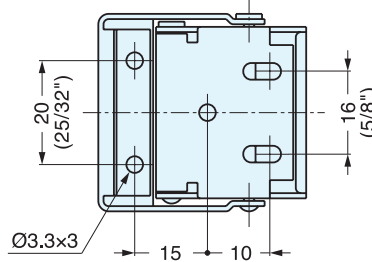
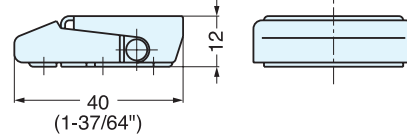
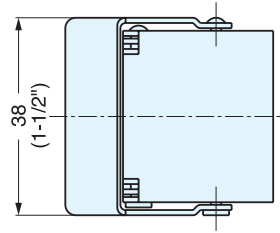


DRAW LATCH



STF-40



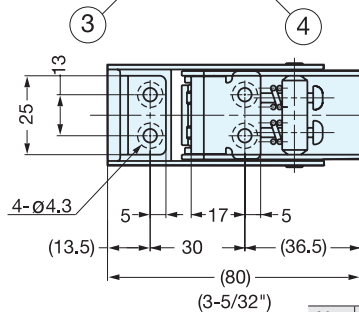
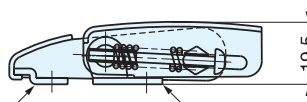
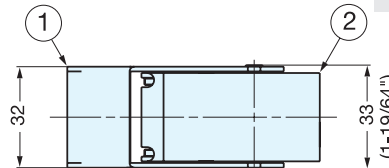
Recommended Screw : M3

Item No.	Weight (g)	Box (pcs)	Carton (pcs)	Material	Finish
STF-40	30	30	300	304 Stainless Steel	Polished

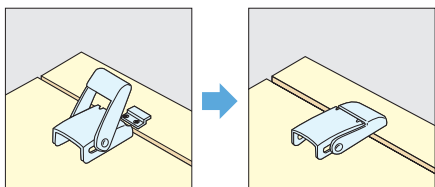
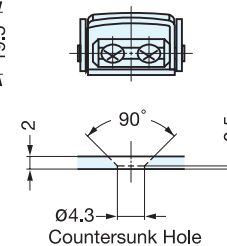
DRAW LATCH (SPRING LOADED)



STF-80



- Spring Loaded Latch.
- Durable against vibration.
- Screws not included. Recommended screw size M4.



Installation

Item No.	Load Capacity (kg)	Weight (g)	Box (pcs)	Carton (pcs)
STF-80	80 (176 lbs)	110	12	180

No.	Part Name	Material	Finish
①	Body A	304 Stainless Steel	Satin
②	Body B		
③	Counterplate	304 Stainless Steel	Polished
④	Mounting Plate		