



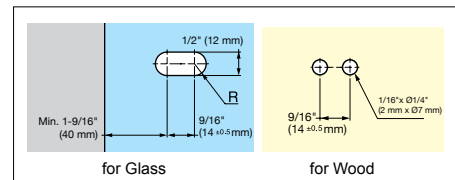
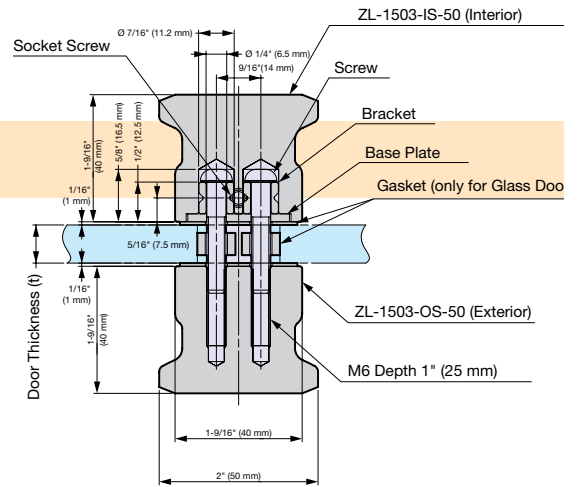
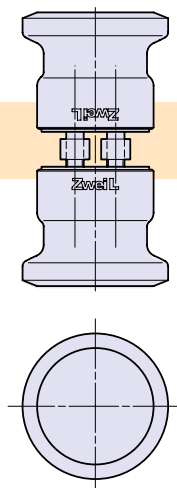
Zwei L Glass Door Knob



ZL-1503



- Door Thickness (t)
 - Wooden/Metal Frame Door: 1-7/16"~1-7/8" (36~48 mm)
 - Glass Door: 1/4"~1/2" (6~12 mm)



Item No.	Type	Material	Finish/Color	Weight (g)	Box (pcs)
ZL-1503-IS-50	Interior Knob	316 Stainless Steel	Zwei L	480	1
ZL-1503-OS-50	Exterior Knob			507	1
ZL-1503-WN-50*	Back-to-Back Knob			1000	1

*Back-to-Back type includes 2 knobs, screw set and allen key.

Cut out dimensions