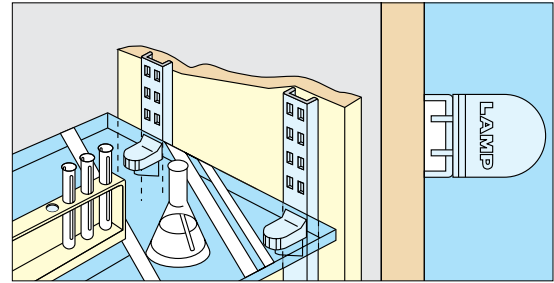


SHELF STANDARD

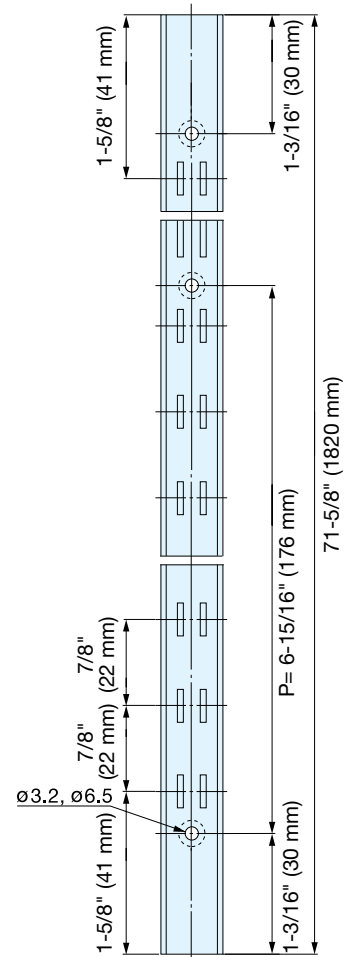
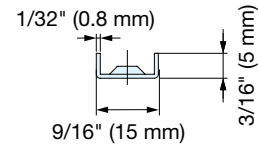


SPH-1820

- Easy height adjustment for changing shelf level.
- Shelf support options:
SPH-5, SPH-15, SPH-20 (Shelf Supports) SP-18E (End Cap)



Surface Mount



Item No.	Weight (g)	Box (pcs)	Material	Finish
SPH-1820	230	80	304 Stainless Steel	Satin