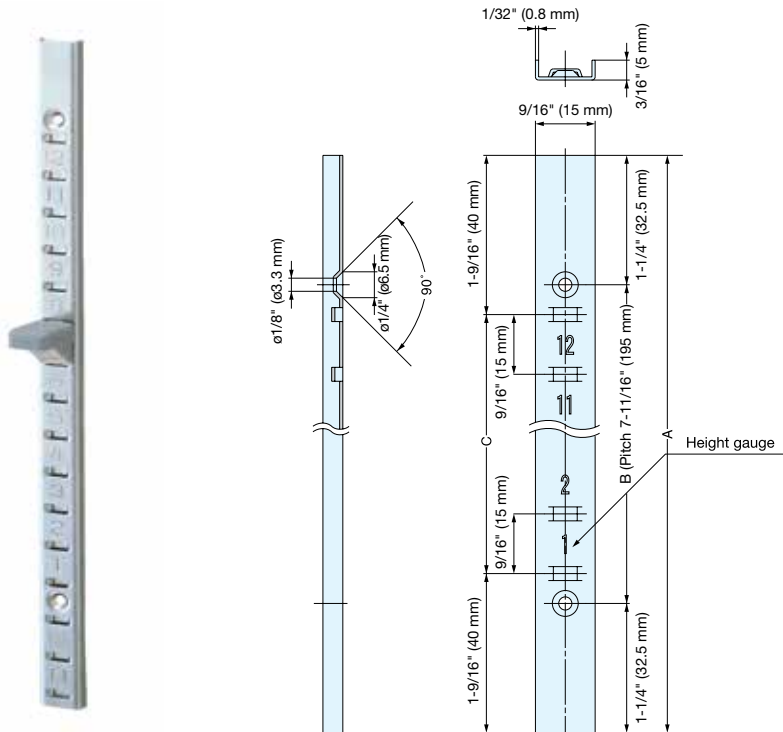


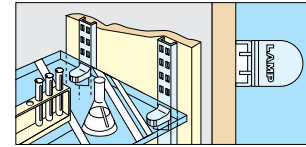
SHELF STANDARD



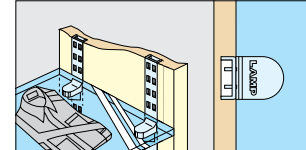
SM-1820




- Easy height adjustment for changing shelf level.
- Shelf support/accessory options: SMB-15R, SPM-20B. (shelf support) SP-18E, SPW-EC20 (end cap)



Surface Mount



Mortise Mount



Installation

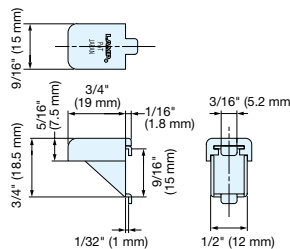
Item No.	A	B	C	Weight (g)	Box (pcs)
SM-1820	71-5/8" (1820 mm)	69-1/16" (1755 mm)	68-1/2" (1740 mm)	245	60

Material	Finish
304 Stainless Steel	Satin

SHELF SUPPORT



SMB-15R



- Shelf support for SM-1820.
- Shelf support is friction retention type.

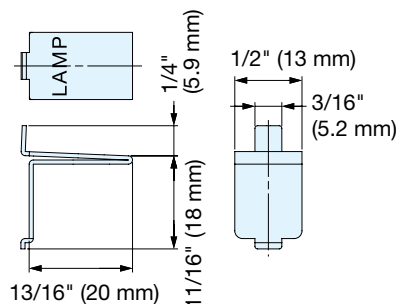
Item No.	Load Capacity	Weight (g)	Box (pcs)	Carton (pcs)
SMB-15R	198 lbs (90 kg)/4 pcs	6	300	3000

Material	Finish/Color
304 Stainless Steel	Satin
Elastomer	Grey

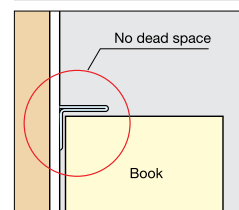
SHELF SUPPORT



SPM-20B



- Shelf support for SM-1820.
- Designed to eliminate dead space.



Installation

Item No.	Load Capacity	Weight (g)	Box (pcs)	Carton (pcs)
SPM-20B	132 lbs (60 kg)/4 pcs	5	300	3000

Material	Finish
304 Stainless Steel	Satin