

# DROP LID HINGE (ADJUSTABLE TYPE)



**SDH-001**

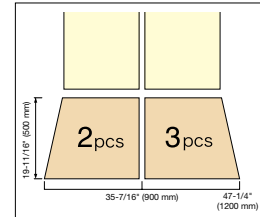
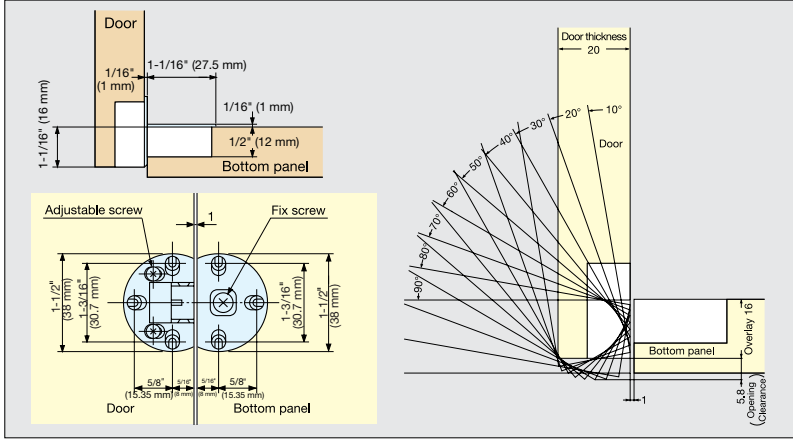


SDH-001/NI

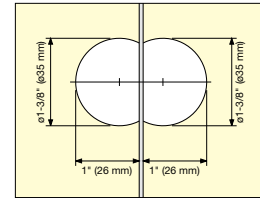


SDH-001/BLK

- Opening angle 90°.
- 2-way adjustment. (Overlay and door gap)
- Flush when opened, ideal for writing desk application.
- Can be used with soft down stay SDS-100, NSDX-10 or HDS-10.
- Door Thickness: 5/8"~3/4" (16~20 mm)
- Overlay Coverage: 9/16"~5/8" (14~16 mm)
- Painted round head screws available for SDH-001/BLK (3 × 13) at a surcharge (Item No. SDH-001-S-BL).



Recommended use



Bore Dimensions

Item No.	Weight (g)	Box (pcs)	Carton (pcs)
SDH-001/NI	79	50	200
SDH-001/BLK			

Material	Finish
Zinc Alloy	Nickel
	Black

# DROP LID HINGE (3-WAY ADJUSTMENT)



**SDH-P**

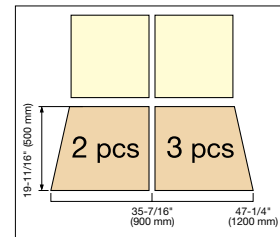
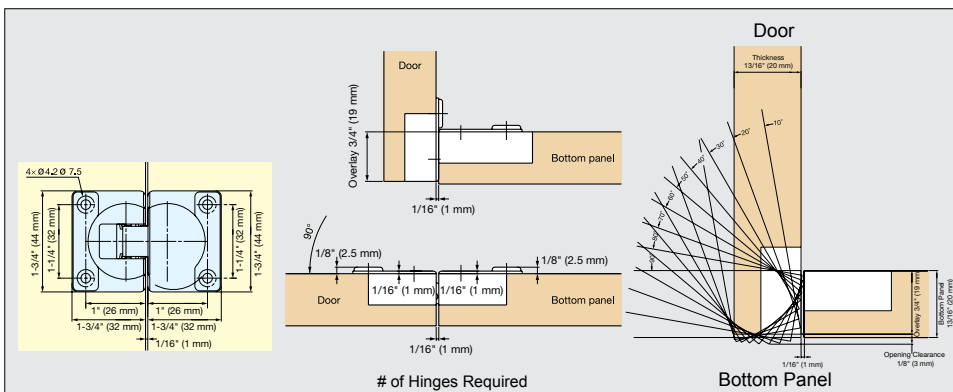


SDH-P/BL

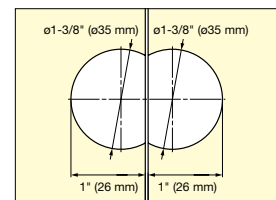
SDH-P/NI

SDH-P/WT

- 3-way adjustment (overlay, horizontal, door gap).
- Flush when opened.
- Can be used with soft down stay CSD-10-TV, SDS-100 or NSDX-10.
- Door Thickness: 5/8"~25/32" (16~20 mm).
- Overlay Coverage: 5/8"~3/4" (16~19 mm).



Recommended use



Bore Dimensions

Item No.	Finish/Color	Box (sets)	Carton (sets)
SDH-P/BL	Nickel/Black Covers	50	100
SDH-P/NI	Nickel/Nickel Covers		
SDH-P/WT	Nickel/White Covers		

No.	Part Name	Material	Finish
①	Hinge Body	Steel	Nickel
②	Cover	ABS	Black/Nickel/White