


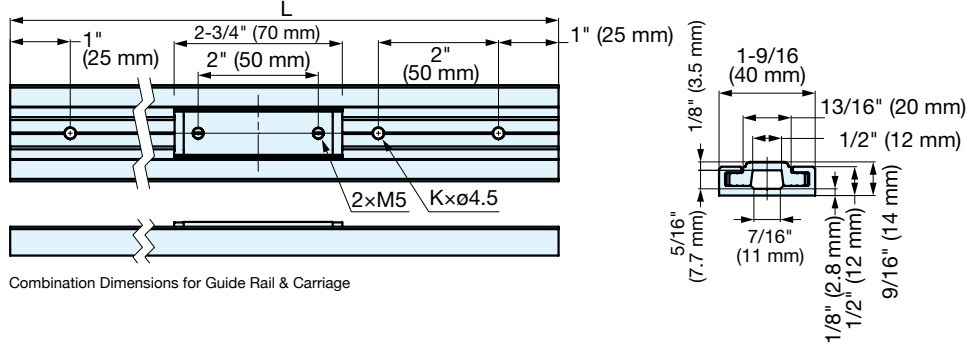
MINI GUIDE RAIL



MRS40



MRS40 with MR-40CS Mini Guide Block (sold separately).



Combination Dimensions for Guide Rail & Carriage

Item No.	L	N	Weight (g)
MRS20-400	15-3/4" (400 mm)	8	236
MRS20-800	31-1/2" (800 mm)	16	472
MRS40-1200	47-1/4" (1200 mm)	24	708
MRS20-2000	78-3/4" (2000 mm)	40	1180

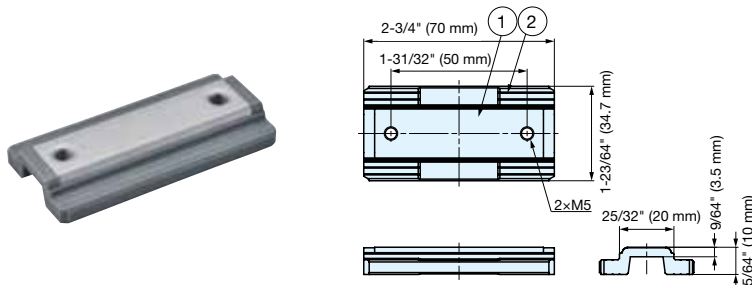
Material	Finish
Aluminum Alloy	Anodized

*Both ends are not anodized.

MINI GUIDE BLOCK



MR-40CS



- Polyethylene resin with excellent sliding properties eliminates the need for grease or oil.
- Polyethylene resin has a high chemical resistance.
- UL94 HB grade flame resistance.

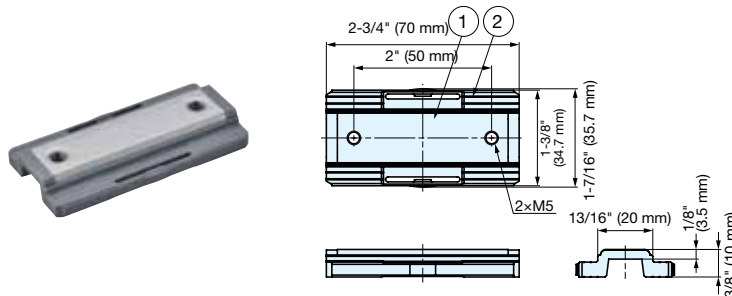
Item No.	Weight (g)	Box (pcs)	Carton (pcs)
MLG-20C	13	200	1000

No.	Material	Finish
①	304 Stainless Steel	Plain
②	High Sliding Grade Polyethylene	Grey

MINI GUIDE CARRIAGE (PRELOAD TYPE)



MR-40CNB



- Preload type minimizes rattling, maintains accuracy.
- Polyethylene resin with excellent sliding properties eliminates the need for grease or oil.
- Polyethylene resin has a high chemical resistance.
- UL94 HB grade flame resistance.

Item No.	Weight (g)
MR-40CNB	40

No.	Material	Finish
①	304 Stainless Steel	Plain
②	High Sliding Grade Polyethylene	Grey