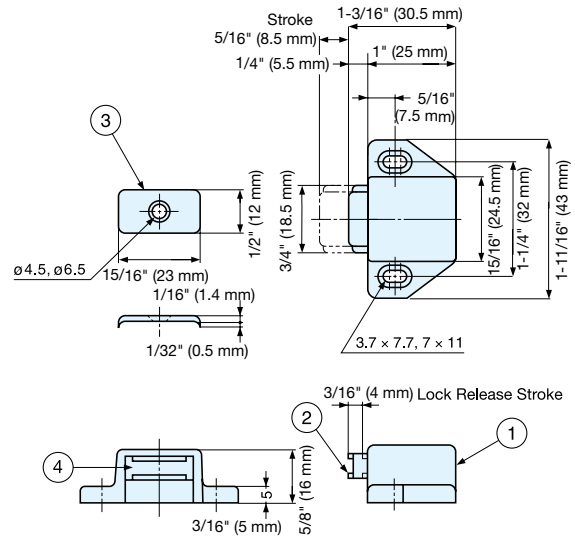


MAGNETIC TOUCH LATCH



ML-30S

- Push to open/close.
- Note: For overlay door, allow a 3/16" (4 mm) gap between door and cabinet frame for pushing room.



Item No.	Magnetic Force	Weight (g)	Box (pcs)	Carton (pcs)
ML-30S/WHT	2.6 lbs (1.2 kg)	22.5	50	750
ML-30S/BRN				

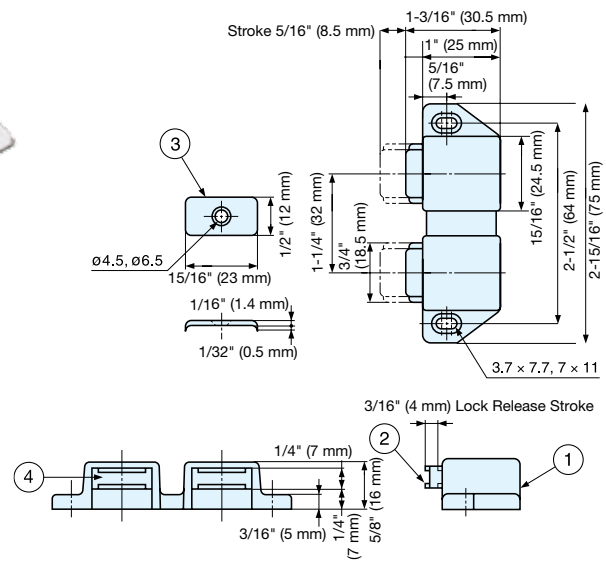

No.	Part Name	Material	Finish/Color
①	Body	ABS	White, Brown
②	Latch	Steel	Nickel
③	Counterplate		
④	Magnet	Ferrite	-

MAGNETIC TOUCH LATCH



ML-30W

- Push to open/close.
- Note: For overlay door, allow a 3/16" (4 mm) gap between door and cabinet frame for pushing room.



Item No.	Magnetic Force	Weight (g)	Box (pcs)	Carton (pcs)
ML-30W/WHT	2.6 lbs (1.2 kg)	42	30	450
ML-30W/BRN				

No.	Part Name	Material	Finish/Color
①	Body	ABS	White, Brown
②	Latch	Steel	Nickel
③	Counterplate		
④	Magnet	Ferrite	-