

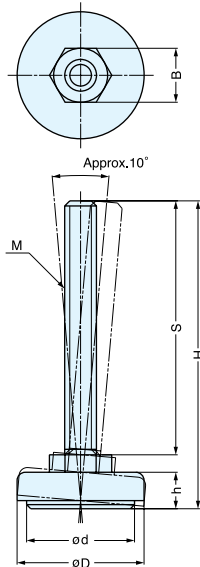
STAINLESS STEEL LONG-STEM LEVELING GLIDE



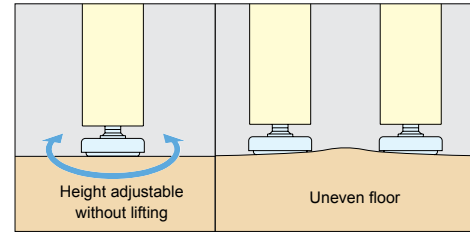
MKPLS

CASTERS & LEVELING GLIDES

STAINLESS STEEL LONG-STEM LEVELING GLIDES



- Double structure of cover/bolt and base allow easy height adjustment without lifting the leg.
- Swivels approximately 10° to compensate for uneven floors.
- 304 stainless steel construction is ideal for humid environments or application where corrosion is an issue.



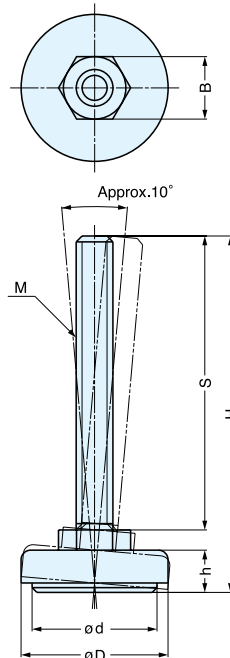
Part Name	Material	Finish
Body	304 Stainless Steel	Satin
Cover		Plain
Base		Plain

Item No.	M	D	d	H	h	S	B	Load Capacity	Weight (g)	Box (pcs)	Carton (pcs)
MKPLS-32/10/80	M10x1.5	1-1/4" (32 mm)	1-1/16" (27 mm)	3-25/32" (96 mm)	13/32" (10.5 mm)	3-5/32" (80 mm)	21/32" (17 mm)	440 lbs (200 kg)	79	30	240
MKPLS-40/12/80	M12x1.75	1-9/16" (40 mm)	1-11/32" (34 mm)	3-13/16" (97 mm)	7/16" (11.5 mm)			660 lbs (300 kg)	125		
MKPLS-50/12/80		1-31/32" (50 mm)	1-23/32" (44 mm)	3-15/16" (100 mm)		78.5 mm	15/16" (24 mm)	748 lbs (340 kg)	150	20	160
MKPLS-50/16/78	M16x2.0	1-31/32" (50 mm)	1-23/32" (44 mm)	3-15/16" (100 mm)	78.5 mm	15/16" (24 mm)	704 lbs (320 kg)	220	15	120	

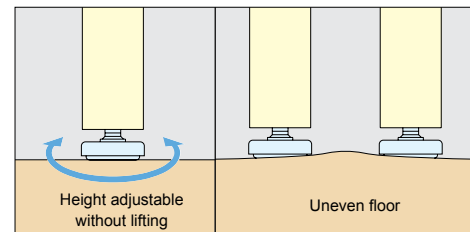
STAINLESS STEEL LONG-STEM LEVELING GLIDE



MKRLS



- Double structure of cover/bolt and base allow easy height adjustment without lifting the leg.
- Swivels approximately 10° to compensate for uneven floors.
- Leveling glide with elastomer base to prevent skidding.



Part Name	Material	Finish
Body	304 Stainless Steel	Satin
Base	Elastomer	Black

Item No.	M	D	d	H	h	S	B	Load Capacity	Weight (g)	Box (pcs)	Carton (pcs)
MKRLS-40/12/80	M12x1.75	1-9/16" (40 mm)	1-11/32" (34 mm)	3-13/16" (97 mm)	7/16" (11.5 mm)	3-5/32" (80 mm)	21/32" (17 mm)	176 lbs (80 kg)	120	30	240
MKRLS-50/12/80		1-31/32" (50 mm)	1-23/32" (44 mm)	3-15/16" (100 mm)	78.5 mm	15/16" (24 mm)	220 lbs (100 kg)	140	20	160	