SPECIALTY OVERLAY HINGE W/ SOFT-CLOSE (1" (25 mm) OVERLAY)

M5X18 STEEL **J160-D22**

J160-D22-25T-BN
Black Nickel (BN)

- 3-way adjustability with built-in damper.
- Load capacity:
  55 lbs (25 kg)/2 pcs, 88 lbs (40 kg)/3 pcs.
- Maximum door width:
  31-1/2" (800 mm)/2 pcs,
  35-7/16" (900 mm)/3 pcs.
- Wide-opening hinge allowing 160° opening.
- Successfully passed 50,000 open/close private cycle test.
- Recommended door thickness:
  11/16~1-7/16" (18~36 mm).
- Includes mounting plates and screw covers.
- Built in damper allows doors to soft-close.

J160-D22-25T-NI
Nickel (NI)

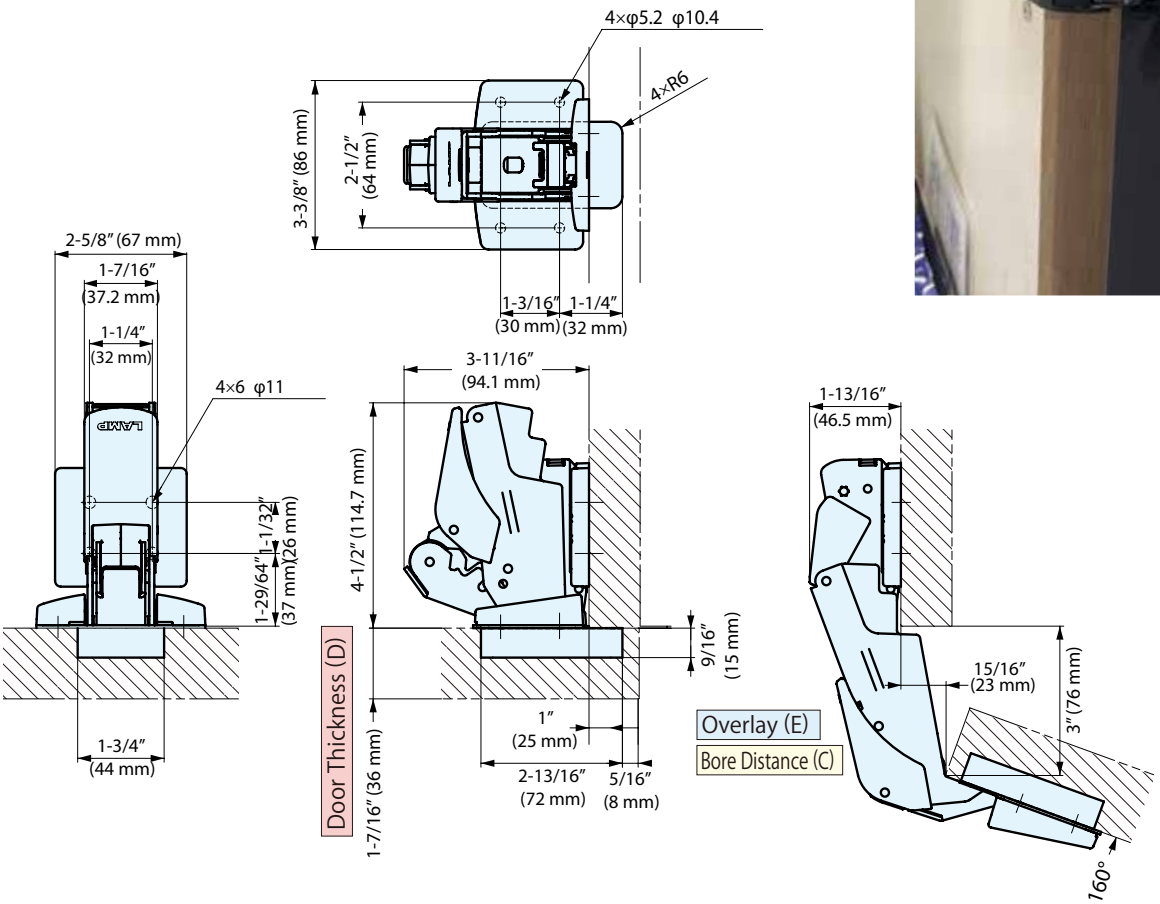

Item No.	Weight (g)	Box (pcs)	Carton (pcs)	Material	Finish
J160-D22-25T-NI	710	1	12	Steel, Zinc Alloy (ZDC), Glass Filled Polyamide (PA)	Nickel (NI)
J160-D22-25T-BN					Black Nickel (BN)

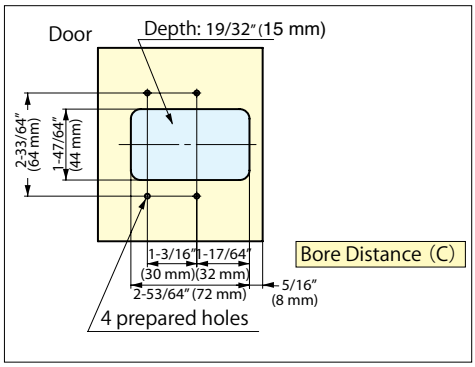

Bore Dimensions

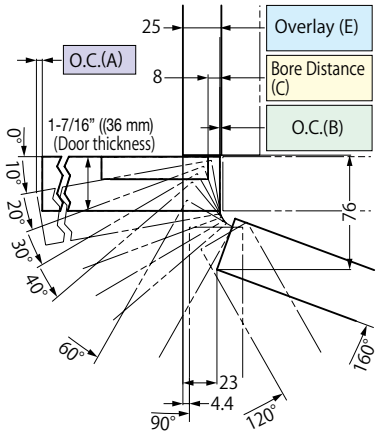

■ Door edge to bore edge distance (C) and Overlay distance (E) Table-1

Door edge to bore edge distance (C)	1/8" (3 mm)	3/16" (4 mm)	3/16" (5 mm)	1/4" (6 mm)	1/4" (7 mm)	15/16" (8 mm)
Overlay distance (E)	13/16" (20 mm)	13/16" (21 mm)	7/8" (22 mm)	15/16" (23 mm)	15/16" (24 mm)	1" (25 mm)

Overlay adjustment (Max.-4mm) by turning the overlay adjustment screw.

Opening Clearance (O.C.)
Clearances for door edge O.C. (A) and hinge side O.C. (B) are necessary. O.C. (A) and (B) change depending on door thickness and bore distance (C). Refer to locus chart and tables below when designing cabinets.

■ Hinge side opening clearance chart Table-2

Door Thickness (D)*	Door edge to bore edge distance (C)					
	1/8"(3)	3/16"(4)	3/16"(5)	1/4"(6)	1/4"(7)	15/16"(8)
1-11/32"(34) and under	0.1 and under					
1-27/64"(36)	1/16"(0.2)	1/16"(0.2)	1/16"(0.2)	1/16"(0.2)	1/16"(0.2)	1/16"(0.2)
1-1/2"(38)*	1/16"(0.5)	1/16"(0.5)	1/16"(0.5)	1/16"(0.5)	1/16"(0.6)	1/16"(0.6)
1-37/64"(40)*	1/16"(1.0)	1/16"(1.0)	1/16"(1.1)	1/16"(1.2)	1/16"(1.3)	1/16"(1.4)
	Hinge side O.C (B)					

*Please refer to the locus chart if door thickness is over 36 mm. (O.C. (B) can be made smaller by R chamfering (round chamfer) or C chamfering (chamfer plane) on the door) Table-3

Door Thickness (D)*	Door Width						
	11-13/16" (300 mm)	15-3/4" (400 mm)	19-11/16" (500 mm)	23-5/8" (600 mm)	27-9/16" (700 mm)	31-1/2" (800 mm)	35-7/16" (900 mm)
13/16"(20)	1/16"(1.6)	1/16"(1.2)	1/16"(1.0)	1/16"(0.8)	1/16"(0.7)	1/16"(0.6)	1/16"(0.5)
1-3/16"(30)	1/16"(1.9)	1/16"(1.4)	1/16"(1.2)	1/16"(1.0)	1/16"(0.8)	1/16"(0.7)	1/16"(0.7)
1-7/16"(36)	1/16"(1.9)	1/16"(1.5)	1/16"(1.2)	1/16"(1.0)	1/16"(0.8)	1/16"(0.7)	1/16"(0.7)
	O.C. (A)						