

DAMPER HINGE



- Surface mount type: Easy to install without the need of recessing.
- Hinge with built-in UDH damper.
- Soft-close and smooth-open features.
- For Inset Lid.
- Cover hides mounting screws.
- Sold in pairs.
- Below torque range is the value when using a pair of hinges (left and right) per lid.
- When installing, ensure that both hinge shafts are levelled and aligned.
- Damper mechanism engages after being opened at 60° or more.

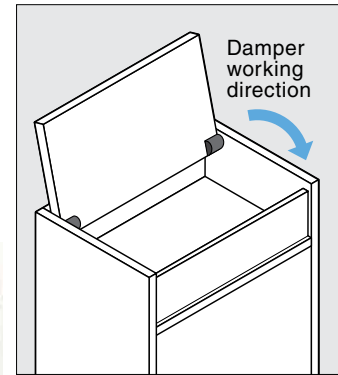
Sold in pairs.



W/ black cover



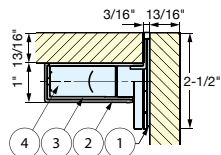
W/ white cover



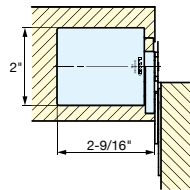
Chrome finished cover

Front View

Top-opening lid closed



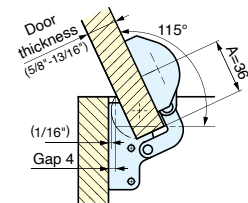
Top-opening lid opened by 90°



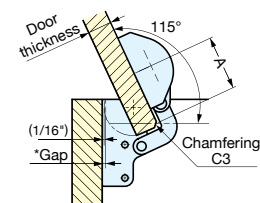
* Right-handed type shown. Left-handed type is symmetrical.

Installation

Standard

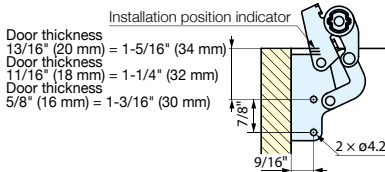


Chamfered lid edge

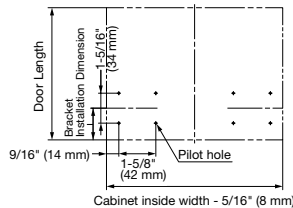


* Gap is decreased compared with standard when chamfered.

Hinge Plate Installation Position



Cut Out Dimensions

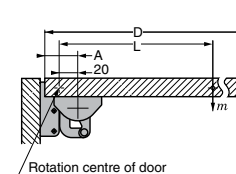


Door thickness	Standard		Chamfered Lid Edge	
	Size A	Gap	Size A	Gap
5/8" (16 mm)	1-7/16" (36 mm)	3/16" (4 mm)	1-1/2" (38 mm)	1/16" (2 mm)
11/16" (18 mm)			1-7/16" (37 mm)	1/8" (3 mm)
13/16" (20 mm)			-	-

Door Weight Selection

Door Length (D)	Door Weight (m)
9-13/16" (250 mm)	12.36 - 16.49 lbs (5.61 - 7.48 kg)
11-13/16" (300 mm)	10.07 - 13.42 lbs (4.57 - 6.09 kg)
13-3/4" (350 mm)	8.48 - 11.30 lbs (3.85 - 5.13 kg)
15-3/4" (400 mm)	7.34 - 9.76 lbs (3.33 - 4.43 kg)
17-3/4" (450 mm)	6.45 - 8.59 lbs (2.93 - 3.90 kg)

Calculation of maximum door moment (for homogeneous material)



$$T = m \times 9.80665 \times L \times \frac{1}{1000}$$

- T : Max. door torque (N-m)
- m : Door weight (kg)
- L : Distance from rotation centre to door centre of gravity (mm)
- $L = \frac{D}{2} - A + 20$

* For heterogeneous door (e.g., attached with a mirror), please contact our technical support (support@sugatsune.com) for assistance.

- D : Door length (mm)
- A : Bracket installation dimension (mm) (The range of A is about 36mm - 38mm)
- * (Formula for assuming that the center of gravity is in the centre of door)

No.	Part Name	Material	Finish
①	Hinge Plate	Sttel/Zinc Alloy	Nickel
②	Bracket	POM	Black
③	Cover	ABS	Black/White/Chrome
④	Damper	-	-

Item No.	Color	Torque per piece
HG-JHM20T-80BL	Black	53.1~70.8 lbs·in (61.2~81.6 kgf·cm)
HG-JHM20T-80WT	White	
HG-JHM20T-80CR	Chrome	