

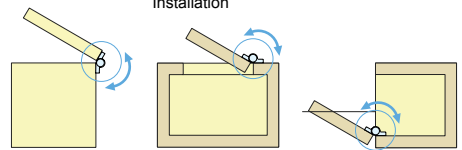
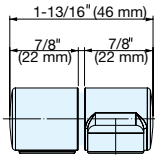
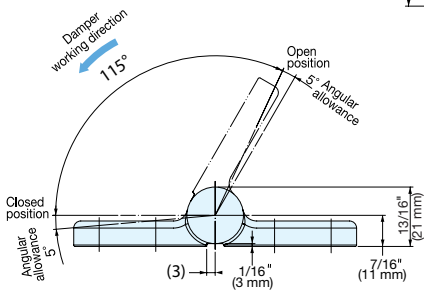
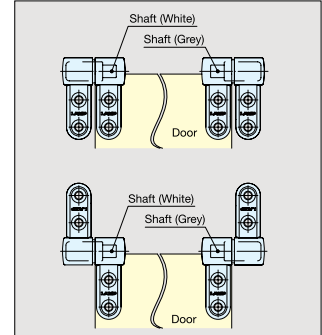
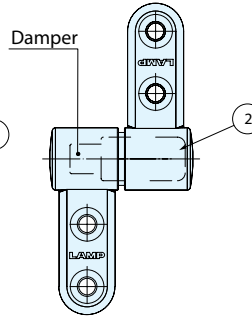
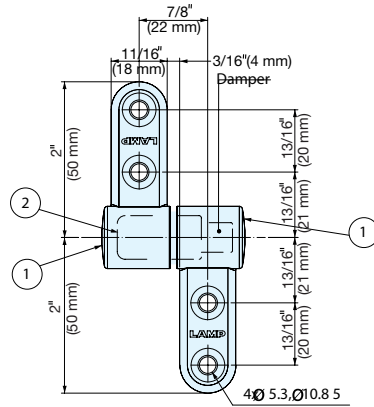
# STAINLESS STEEL SOFT-CLOSE HINGE



# HG-JH14-50



- Soft-Close damper keeps lid from slamming shut.
- Surface mount type.
- Operating temperature: 32~104°F (0~40°C)
- Operating angle: 115°/Dead angle 5°
- Sold in pairs.



No.	Part Name	Material	Finish
①	Bracket	SCS13 Stainless Steel (Similar to SUS304)	Mirror
②	Damper	304 Stainless Steel/PBT Plastic	Plain

Item No.	Torque per pair	Weight (g)	Box (set)	Carton (set)
HG-JH14-50	26~44 lbs-in (30~51 kgf-cm)	254/pair	1	48

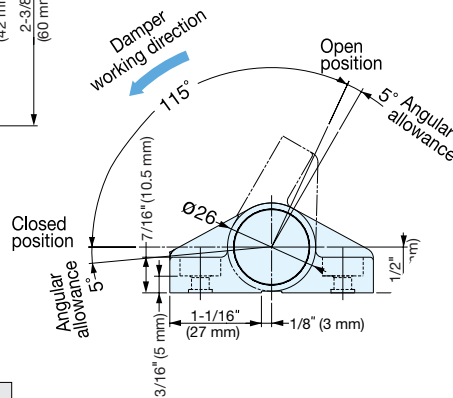
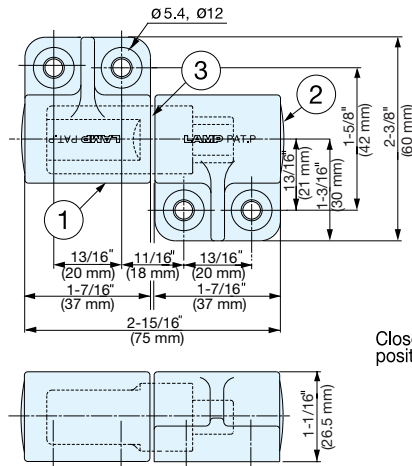
# SOFT-CLOSE HINGE



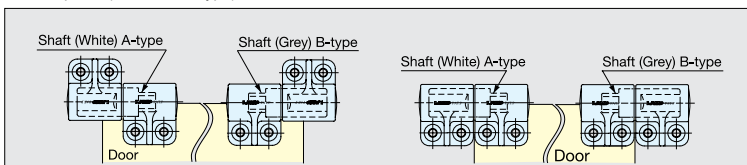
# HG-JH



- Soft-Close damper keeps lid from slamming shut.
- Surface mount type.
- Operating temperature: 32~104°F (0~40°C)
- Operating angle: 115°/Dead angle 5°
- Sold in pairs.



\*A-type damper: Damper works counterclockwise.  
 \*B-type damper: Damper works clockwise.  
 \*Sold in pairs. (Each of A/B type)



Installation

No.	Part Name	Material	Color
①	Bracket	PBT Plastic/Zinc Alloy	Dark Grey
②	Cap	Polypropylene	
③	Damper	304 Stainless Steel	Plain

Item No.	Shaft Color	Torque per pair	Weight (g)	Box (pairs)	Carton (pairs)
HG-JH25	White (A-type)	27~44 lbs-in (31~51 kgf-cm)	180/pair	4	64
HG-JH35	Grey (B-type)	44~61 lbs-in (51~71 kgf-cm)			