

# 3-WAY ADJUSTABLE CONCEALED HINGE



# HES3D-90

HINGES

3-WAY ADJUSTABLE CONCEALED HINGES

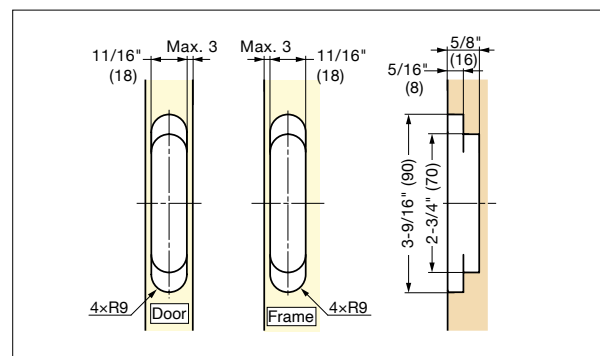
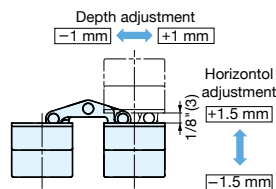
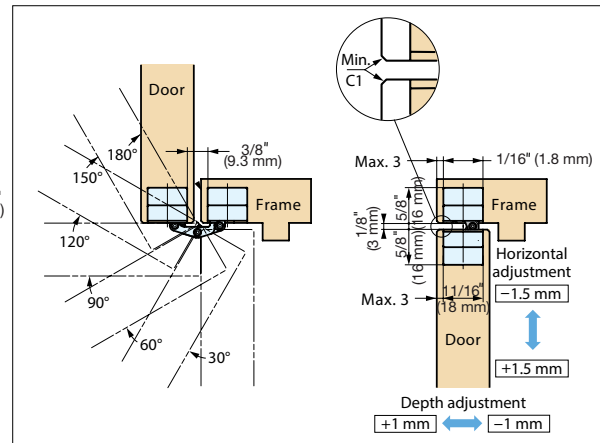
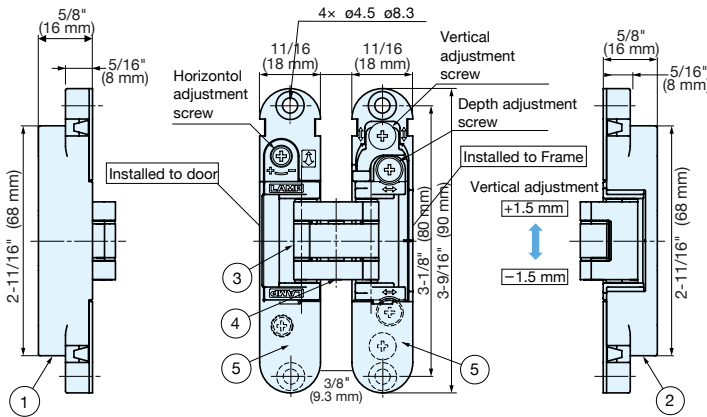


HES3D-90DC  
Dull Chrome

HES3D-90DN  
Dull Nickel

HES3D-90BL  
Black

- 3-WAY adjustment function allows vertical, horizontal, and depth adjustment.
- Covers hide all screw heads for clean appearance.
- Hinge leaves separate for easy installation and adjustment.
- Max. Door weight: 26 lbs (12 kg)/2 pcs, 35 lbs (16 kg)/3 pcs
- Min. Door thickness: 15/16" (23 mm)
- Max door size: 59-1/16" x 23-5/8" (H 1500 mm x W 600 mm)
- Includes steel countersunk wood screws.



No.	Part Name	Material	Finish/Color		
			DC	DN	BL
①	Body	Zinc Alloy	Dull Chrome	Dull Nickel	Black
②	Base Frame				
③	Arm				
④	Shaft	Stainless Steel	-	-	-
⑤	Cover	ABS	Dull Chrome	Dull Nickel	Black

Item No.	Finish	Min. Door Thickness	Weight (g)	Box (pcs)	Carton (pcs)
HES3D-90DC	Dull Chrome	15/16" (23 mm)	198	2	48
HES3D-90DN	Dull Nickel				
HES3D-90BL	Black				