

CONCEALED HINGE (11/16" (18 mm) OVERLAY)



H160-34/18, H160-C34/18

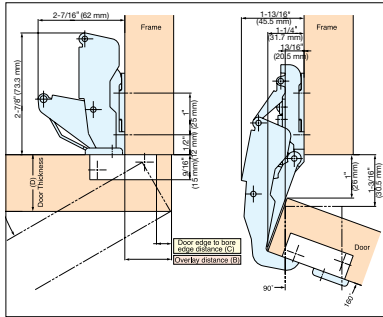


■ Door edge to bore edge distance (C) and Overlay distance (B) Table 1.

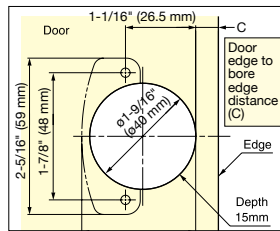
Door edge to bore edge distance (C)	3/16" (5 mm)	1/4" (6 mm)	1/4" (7 mm)	5/16" (8 mm)	3/8" (9 mm)
Overlay distance (B)	9/16" (14 mm)	13/16" (15 mm)	5/8" (16 mm)	11/16" (17 mm)	11/16" (18 mm)

■ Hinge side opening clearance chart Table 2.

Door thickness (D)	Door edge to bore edge distance (C)						
	1/8" (3 mm)	3/16" (4 mm)	3/16" (5 mm)	1/4" (6 mm)	1/4" (7 mm)	5/16" (8 mm)	3/8" (9 mm)
1-5/16" (33 mm)	0.2						
1-5/16" (34 mm)	0.3	0.3	0.3	0.3	0.3	0.3	0.3
1-3/8" (35 mm)	0.7	0.7	0.7	0.7	0.7	0.6	0.5
1-7/16" (36 mm)	1/8" (3.2 mm)	1/8" (3 mm)	1/8" (2.7 mm)	1/16" (2.3 mm)	1/16" (1.6 mm)	1/16" (1.3 mm)	1/16" (0.9 mm)
1-7/16" (37 mm)	3/16" (5 mm)	3/16" (4.4 mm)	1/8" (3.8 mm)	1/8" (3.2 mm)	1/8" (2.6 mm)	1/16" (2.1 mm)	1/16" (1.6 mm)
1-1/2" (38 mm)	1/4" (6.2 mm)	1/4" (5.5 mm)	3/16" (4.8 mm)	3/16" (4.2 mm)	1/8" (3.5 mm)	1/8" (2.9 mm)	1/16" (2.4 mm)
1-9/16" (39 mm)	1/4" (7.2 mm)	1/4" (6.4 mm)	1/4" (5.7 mm)	3/16" (5.1 mm)	3/16" (4.4 mm)	1/8" (3.9 mm)	1/8" (3.3 mm)
1-9/16" (40 mm)	5/16" (8.3 mm)	5/16" (7.3 mm)	1/4" (6.6 mm)	1/4" (6 mm)	3/16" (5.4 mm)	3/16" (4.7 mm)	3/16" (4.2 mm)



Bore Dimensions



*Mounting Plate sold separately. See P.307

Item No.	Type	Weight (g)	Carton (pcs)	Material	Finish	Finish
H160-34/18	Free Swinging	205	100	Body	Steel	Satin Chrome
H160-C34/18	Self-Closing			Cup	Zinc Alloy	

CONCEALED HINGE (INSET)

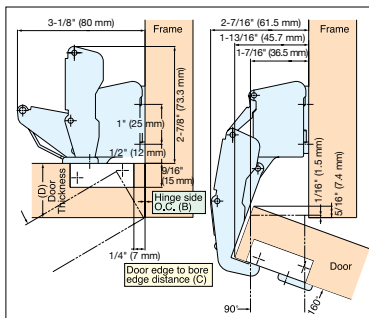


H160-34/0, H160-C34/0

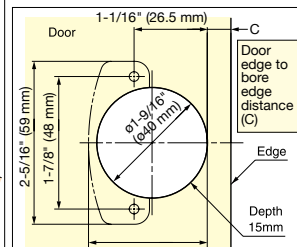


■ Hinge side opening clearance chart

Door thickness (D)	Door edge to bore edge distance (C)				
	1/8" (3 mm)	3/16" (4 mm)	3/16" (5 mm)	1/4" (6 mm)	1/4" (7 mm)
1-3/16" (30 mm)	0.1				
1-1/4" (31 mm)	0.1	0.1	0.1	0.1	0.1
1-1/4" (32 mm)	0.2	0.2	0.2	0.2	0.2
1-5/16" (33 mm)	0.2	0.2	0.2	0.2	0.2
1-5/16" (34 mm)	0.3	0.3	0.3	0.3	0.3
1-3/8" (35 mm)	1/16" (0.9 mm)	1/16" (0.9 mm)	1/16" (0.9 mm)	0.8	0.8
1-7/16" (36 mm)	1/8" (3.4 mm)	1/8" (3.1 mm)	1/8" (2.8 mm)	1/16" (2.2 mm)	1/16" (1.6 mm)



Bore Dimensions



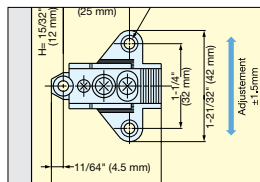
*Mounting Plate sold separately. See P.307

Item No.	Type	Weight (g)	Carton (pcs)	Material	Finish	Finish
H160-34/0	Free Swinging	250	100	Body	Steel	Satin Chrome
H160-C34/0	Self-Closing			Cup	Zinc Alloy	

MOUNTING PLATE FOR H160 SERIES HINGES



100-04A-W-32



*Can be used with Face Frame Bracket FFBC-HG-1 (See P.344).

Item No.	Weight (g)	Carton (pcs)
100-04A-W-32	23	400
Part Name	Material	Finish
Body	Steel	Satin Chrome