

## TWIN WHEEL CASTER (PLATE TYPE)



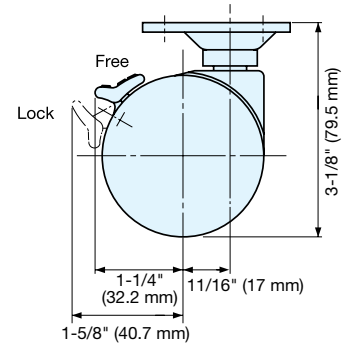
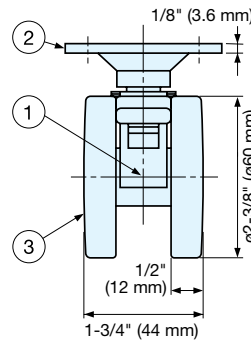
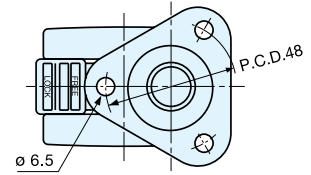
## GX-60-PS, P

- Heavy duty and low profile.
- Twin wheel caster with excellent stability.



GX-60-PS  
(w/ Brake)

GX-60-P  
(w/o Brake)



Item No.	Type	Load Capacity	Weight (g)	Box (pcs)	Carton (pcs)
GX-60-PS	w/ Brake	330 lbs (150 kg)	234	4	60
GX-60-P	w/o Brake	330 lbs (150 kg)	229		

No.	Part Name	Material	Finish
①	Body	Aluminum Alloy	Polished
②	Mounting Plate	Steel	Yellow Zinc Chromate
③	Wheel	Polyamide	Black

## TWIN WHEEL CASTER (THREADED BOLT TYPE)



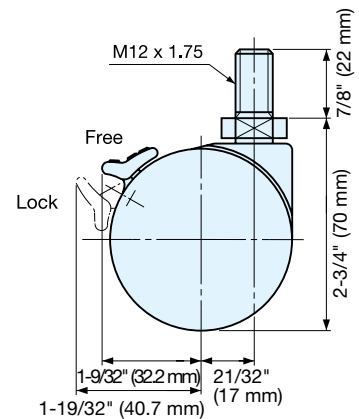
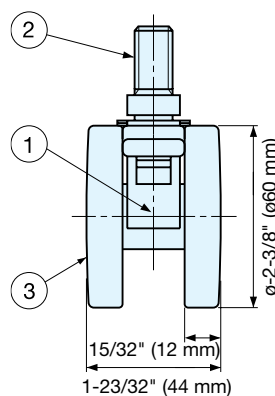
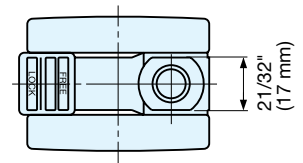
## GX-60-N12S, N12

- Heavy duty and low profile.
- Twin wheel caster with excellent stability.



GX-60-N12S  
(w/ Brake)

GX-60-N12  
(w/o Brake)



Item No.	Type	Load Capacity (kg)	Weight (g)	Box (pcs)	Carton (pcs)
GX-60-N12S	w/ Brake	330 lbs (150 kg)	185	4	60
GX-60-N12	w/o Brake	330 lbs (150 kg)	180		

No.	Part Name	Material	Finish
①	Body	Aluminum Alloy	Polished
②	Threaded Bolt	Steel	Yellow Zinc Chromate
③	Wheel	Polyamide	Black