

MAGNETIC CATCH (SNAP-IN TYPE)



FS-17

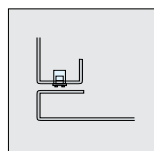
CATCHES & LATCHES

MAGNETIC CATCHES (SNAP-IN TYPE) / THIN MAGNETIC CATCHES (SNAP-IN TYPE)

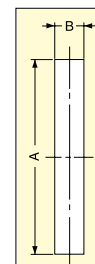
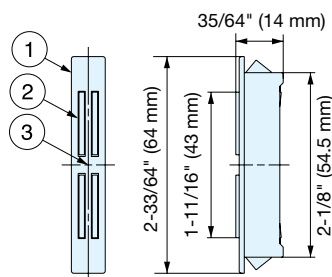
- Snap-in magnetic catch for sheet metal applications.



1/16" (1.5 mm) 29/64" (11.5 mm)
25/64" (10 mm) 5/16" (8 mm)



Installation



Cut Out Dimensions

No.	Part Name	Material	Finish/Color
①	Housing	ABS	White
②	Yoke	Steel	Yellow Zinc Chromate
③	Magnet	Ferrite	-

Panel Thickness	Cut Out Dimensions	
	A	B
0.8	2-3/16" (55 mm)	5/16" (8.2 mm)
1.0		
1.2	2-3/16" (55.5 mm)	
1.6	2-3/16" (56 mm)	
2.0	2-7/32" (56.5 mm)	

Item No.	Magnetic Force	Weight (g)	Box (pcs)	Carton (pcs)
FS-17	13.1 lbs (6 kg)	18	50	100

THIN MAGNETIC CATCH (SNAP-IN TYPE)



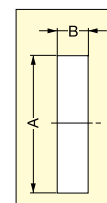
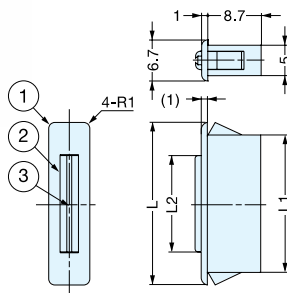
MC-FS

- Snap-in magnetic catch for sheet metal applications.
- Small size for tight spaces.



MC-FS-2

MC-FS-4



Cut Out Dimensions

No.	Part Name	Material	Finish/Color
①	Housing	ABS	White
②	Yoke	Steel	Yellow Zinc Chromate
③	Magnet	W: Ferrite SW: Neodymium	-

Panel Thickness	Cut Out Dimensions	
	A	B
0.8	1-37/64" (39.9 mm)	3/16" (5 mm)
1.0	1-19/32" (40.5 mm)	
1.2	1-41/64" (41.8 mm)	

Item No.	L	L ₁	L ₂	Magnetic Force	Weight (g)	Box (pcs)	Carton (pcs)
MC-FS-2W	1-3/64" (26.5 mm)	57/64" (22.4 mm)	5/8" (16.0 mm)	3.3 lbs (1.5 kg)	3.5	400	4000
MC-FS-2SW				7.7 lbs (3.5 kg)			
MC-FS-4W	1-25/32" (40.5 mm)	1-9/16" (39.6 mm)	1-3/16" (30.3 mm)	5.5 lbs (2.5 kg)	5.8	200	2000