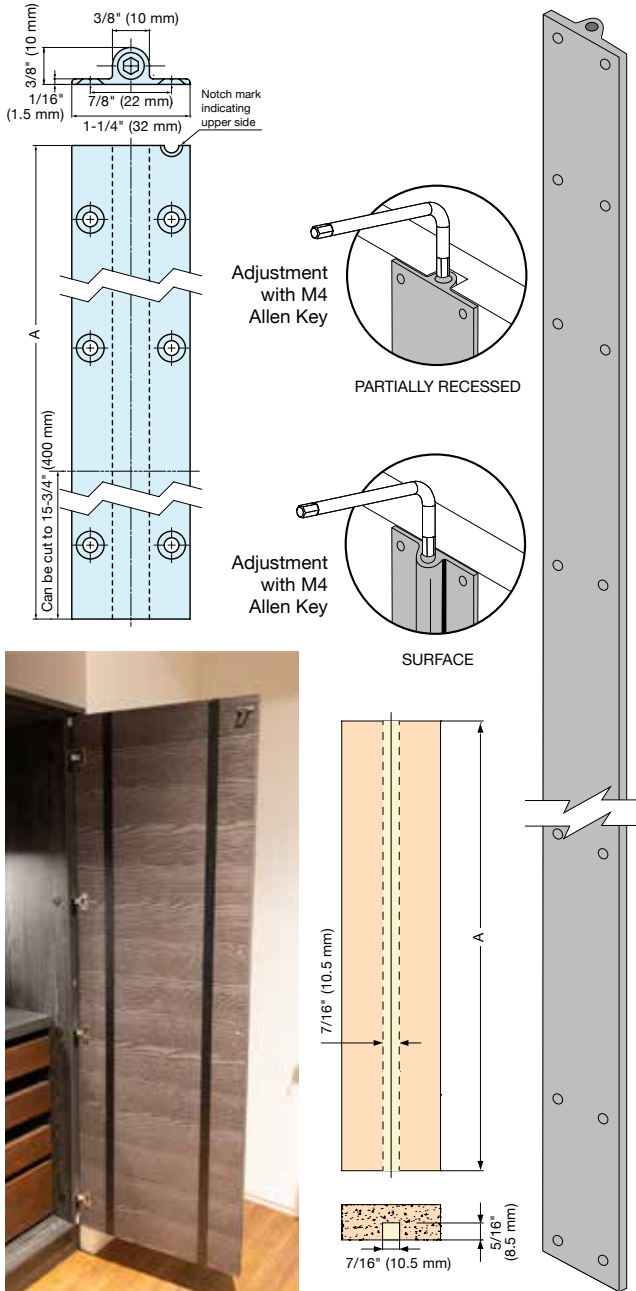


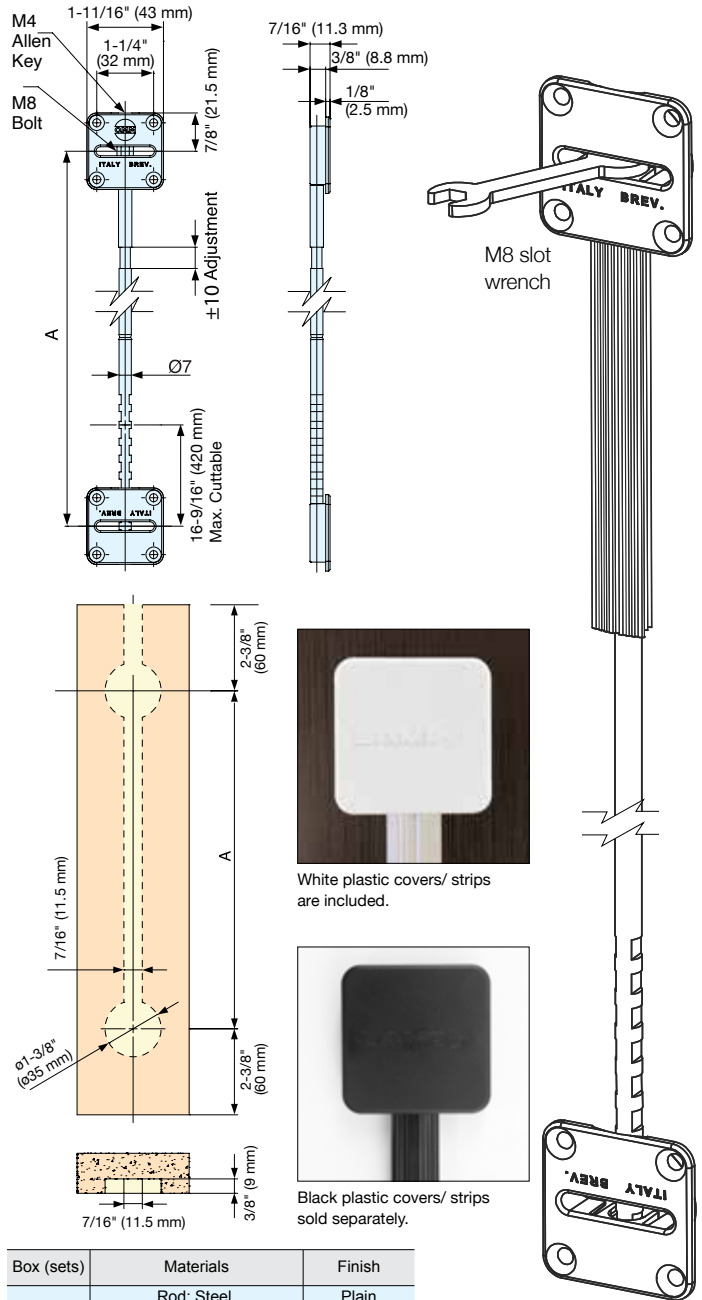
DSR701-RECESSED/SURFACE

- Installed post-production to fix warped doors.
- Must run complete height of door.
- Can be partially recessed or surface mounted to the back of the door.
- $\pm 3/8"$ ($\pm 10\text{mm}$) adjustment can be made from the top of the door with a M4 Allen Key (not included).
- Min. door thickness $5/8"$ (16 mm).
- Requires M4 (U.S. #8) flathead wood countersunk screws for partially recessed installation or wood panhead screws for surface installation.
- Can be cut from the bottom up to $15-3/4"$ (400 mm).
- Note: Sold in Boxes of 10 sets.



DSR213-RECESSED

- Installed at time of production to prevent door from warping.
- Adjustors installed 2-3/8" (60 mm) from the top and bottom of the door.
- Partially Recessed Door Straightener with Cover Caps.
- $\pm 3/8"$ ($\pm 10\text{mm}$) adjustment can be made from the back of the door with a M8 slot wrench (included).
- Min. door thickness $5/8"$ (16 mm).
- Requires 8 M4 (U.S. #8) flathead countersunk wood screws for installation.
- Note: Sold in Boxes of 25 sets.

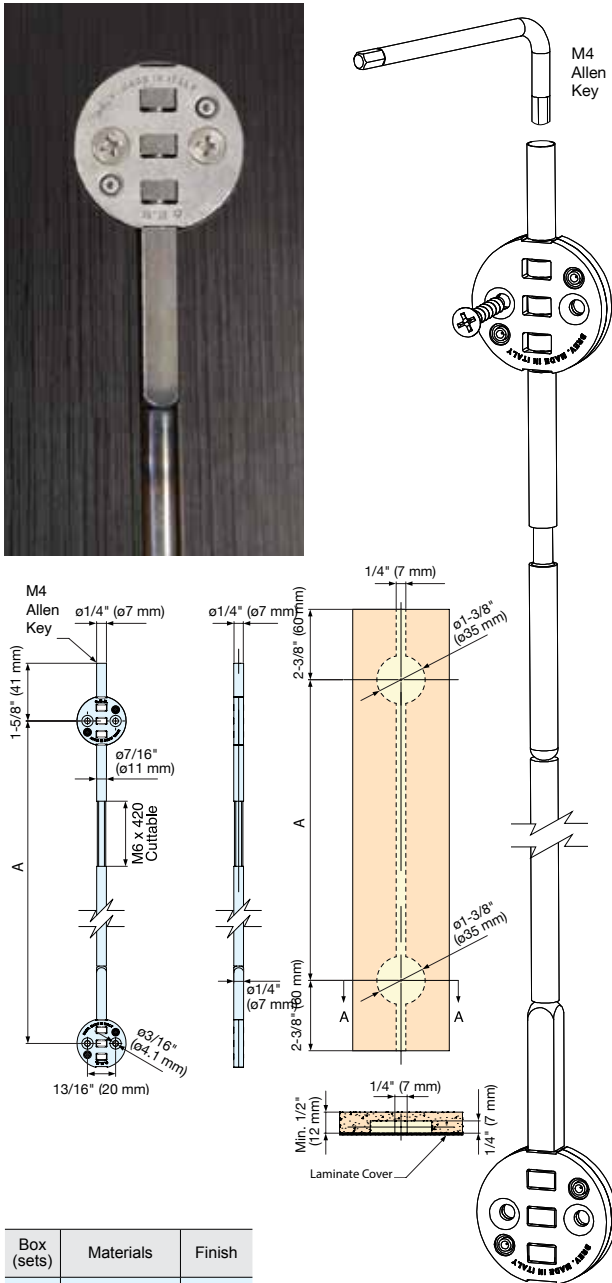


Box (sets)	Materials	Finish
25	Rod: Steel,	Plain
	Adjuster: Zinc	Nickel
	Covers: PVC Plastic, PPT Plastic	White, Black

Item No.	Min. Door Thickness	Adjust	Center Distance (A)	Door Length
DSR213-1524-25	5/8"	$\pm 3/8"$	43-7/16" ~ 60"	48-3/16" ~ 64-3/4"
DSR213-1930-25			59-7/16" ~ 76"	64-3/16" ~ 80-11/16"
DSR213-2330-25			75-3/16" ~ 91-3/4"	79-15/16" ~ 96-7/16"
DSR213-2700-25			89-3/4" ~ 106-5/16"	94-1/2" ~ 111"

DSR423-CONCEALED

- Installed at time of production to prevent door from warping.
- Adjustors installed 2-3/8" (60 mm) from the top and bottom of the door.
- Fully concealed/hidden door straightener. Recessed mounted under laminate.
- $\pm 3/8"$ (± 10 mm) adjustment can be made from the top of the door with a M4 Allen Key (included).
- Min. door thickness 1/2" (12 mm).
- Optional mounting holes to secure door straightener to door using 4 M4(U.S. #8) flathead countersunk wood screws.
- Note: Sold in Boxes of 25 sets.

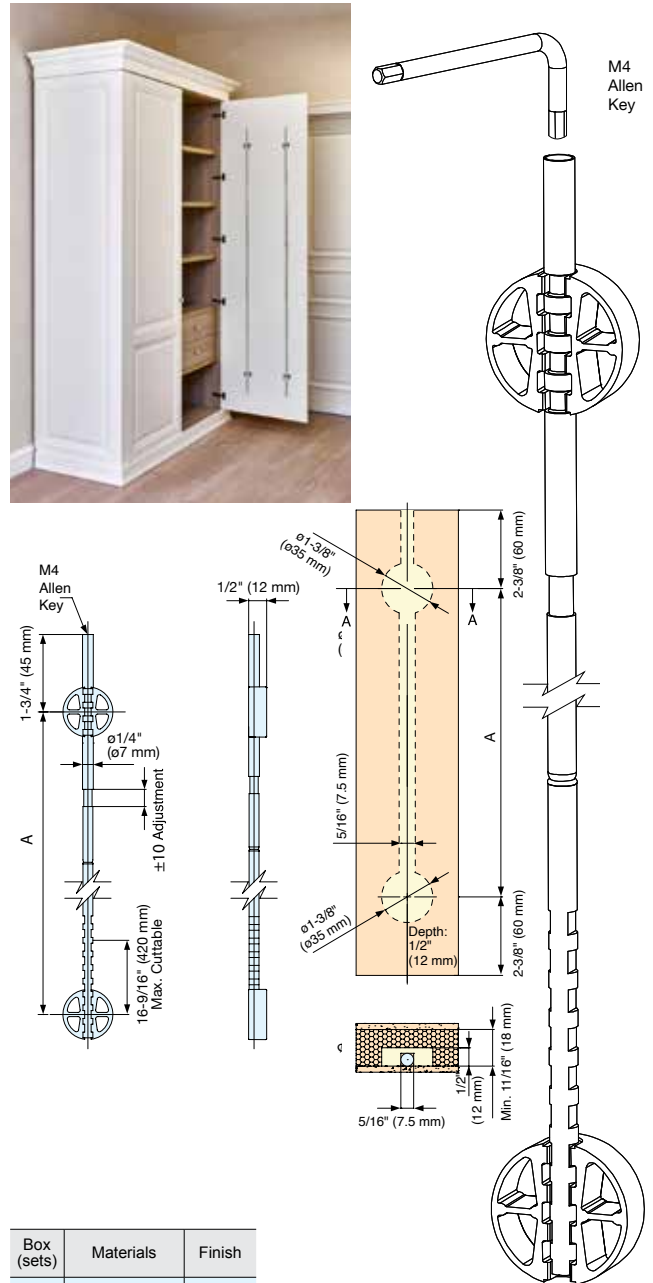


Box (sets)	Materials	Finish
25	Rod: Steel	Plain
	Adjuster: Zinc	Nickel

Item No.	Min. Door Thickness	Adjust	Center Distance (A)	Door Length
DSR423-1524-25	1/2"	$\pm 3/8"$	43-7/16" ~ 60"	48-3/16" ~ 64-3/4"
DSR423-1930-25			59-7/16" ~ 176"	64-3/16" ~ 80-11/16"
DSR423-2300-25			74" ~ 90-9/16"	78-3/4" ~ 95-1/4"
DSR423-2700-25			89-3/4" ~ 106-5/16"	94-1/2" ~ 111"

DSR403-CONCEALED

- Installed at time of production to prevent door from warping.
- Adjustors installed 2-3/8" (60 mm) from the top and bottom of the door.
- Fully Concealed/Hidden Door Straightener. Recess mounted under laminate.
- $\pm 3/8"$ (10 mm) adjustment can be made from the top of the door with a M4 Allen Key (included).
- Min. door thickness 11/16" (18 mm).
- Pressure-fit into place, screws not needed for installation.
- Note: Sold in Boxes of 25 sets.



Box (sets)	Materials	Finish
25	Rod: Steel	Plain
	Adjuster: Zinc	Nickel

Item No.	Min. Door Thickness	Adjust	Center Distance (A)	Door Length
DSR403-1524-25	11/16"	$\pm 3/8"$	43-7/16" ~ 60"	48-3/16" ~ 64-3/4"
DSR403-1930-25			59-7/16" ~ 176"	64-3/16" ~ 80-11/16"
DSR403-2300-25			74" ~ 90-9/16"	78-3/4" ~ 95-1/4"
DSR403-2700-25			89-3/4" ~ 106-5/16"	94-1/2" ~ 111"