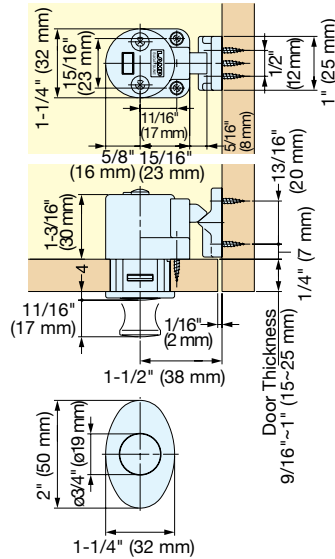


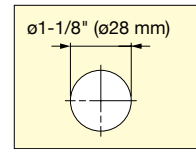
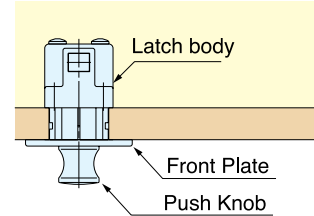
PUSH KNOB LATCH



DPL-OV



- Knob and latch combined:
 - Knob is flush when pushed in and not in use.
 - Knob pops out when pressed to open the door.
 - Door will be locked when knob is pushed in.
- Door Thickness: 9/16"~ 1" (15 mm~25 mm).
- Holding Force: 22 lbs (10 kg)
- Non-Handed: Can be installed on left or right side.
- Other ring shape available.
 - Round: DPL-RO
 - Square: DPL-SQ



Bore Dimensions



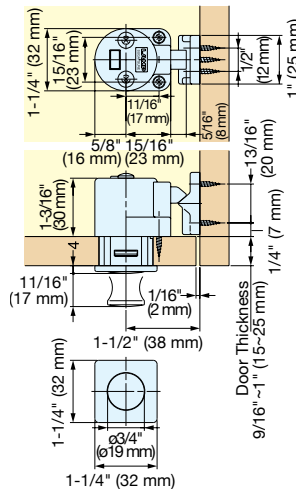
Item No.	Finish	Holding Force	Weight (g)	Box (pcs)	Carton (pcs)
DPL-OV-G	Gold	22 lbs (10 kg)	83	10	80
DPL-OV-CR	Chrome				

Part Name	Material
Push Knob	Zinc Alloy
Front Plate	
Latch Body	ABS
Counterplate	

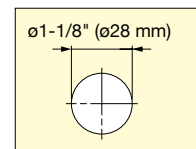
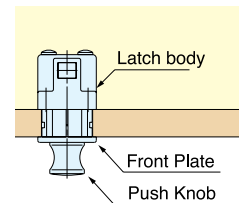
PUSH KNOB LATCH



DPL-SQ



- Knob and latch combined:
 - Knob is flush when pushed in and not in use.
 - Knob pops out when pressed to open the door.
 - Door will be locked when knob is pushed in.
- Door Thickness: 9/16"~ 1" (15 mm~25 mm).
- Holding Force: 22 lbs (10 kg)
- Non-Handed: Can be installed on left or right side.
- Other ring shape available.
 - Round: DPL-RO
 - Oval: DPL-OV



Bore Dimensions



Item No.	Finish	Holding Force	Weight (g)	Box (pcs)	Carton (pcs)
DPL-SQ-G	Gold	22 lbs (10 kg)	78	10	80
DPL-SQ-CR	Chrome				
DPL-SQ-SN	Satin Nickel				

Part Name	Material
Push Knob	Zinc Alloy
Front Plate	
Latch Body	ABS
Counterplate	