

PARTS SEPARABLE CASTER (W/GLIDE)



CA

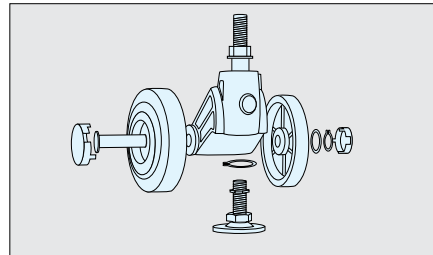
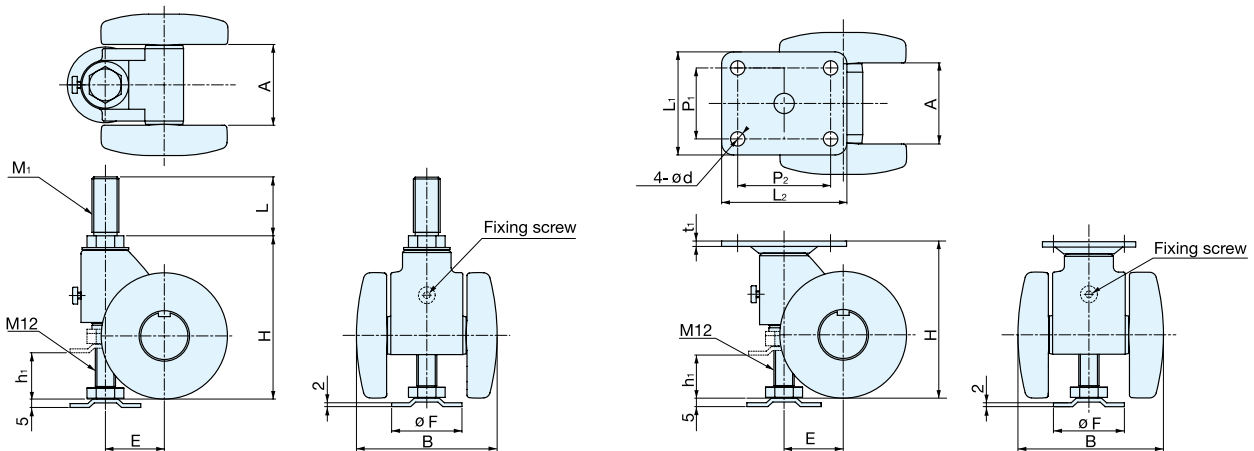


CABF-75/BLK

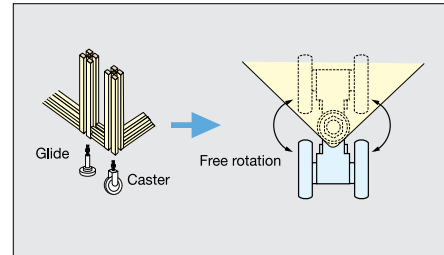


CAPS-50/WHT

- Special order item.
- Built-in leveling glide allows easy installation rather than installing two separate parts.
- Glides provide better stability than regular caster with stopper.
- Caster body rotates freely when raised by the glide. Tighten fixing screw to fix the position.
- Parts can be easily separated for recycling purpose.



• Parts can be easily separated for recycling purpose.



- Built-in leveling glide allows easy installation rather than installing two separate parts.
- Caster body rotates freely when raised by the glide. Tighten fixing screw to fix the position.

Part Name	Material	
	CABF, CAPF	CABS, CAPS
Body / Wheel	Polyamide (Black, White)	Polyamide (White)
Glide	Steel (Yellow Zinc Chromate)	304 Stainless Steel (Passivated)
Threaded Bolt		
Plate		

Item No.		Type	H	h ₁	E	F	A	B	L	L ₁	L ₂	P ₁	P ₂	d	t ₁	M ₁	Load Capacity	Weight (g)	Box (pcs)	Carton (pcs)
Black	White																			
CABF-50/BLK	CABF-50/WHT	Stem	2-5/8" (67)	3/8" (10)	1-3/16" (30)	34	40	69	35	-	-	-	-	-	-	M12	132 lbs (60 kg)	260	40	400
CABF-75/BLK	CABF-75/WHT		3-3/4" (95)	15/16" (24)	1-3/8" (35)	42	50	84								M16	264 lbs (120 kg)	400	20	200
-	CABS-50/WHT		2-5/8" (67)	3/8" (10)	1-3/16" (30)	34	40	69								M12	132 lbs (60 kg)	262	40	400
-	CABS-75/WHT		3-3/4" (95)	15/16" (24)	1-3/8" (35)	42	50	84								M16	264 lbs (120 kg)	402	20	200
CAPF-50/BLK	CAPF-50/WHT	Plate	2-15/32" (63)	3/8" (10)	1-3/16" (30)	34	40	69	-	61	74	42	55	8.5	3.2	-	132 lbs (60 kg)	306	40	400
CAPF-75/BLK	CAPF-75/WHT		3-5/8" (92)	15/16" (24)	1-3/8" (35)	42	50	84								-	264 lbs (120 kg)	424	20	200
-	CAPS-50/WHT		2-15/32" (63)	3/8" (10)	1-3/16" (30)	34	40	69								-	132 lbs (60 kg)	300	40	400
-	CAPS-75/WHT		3-5/8" (92)	15/16" (24)	1-3/8" (35)	42	50	84								-	264 lbs (120 kg)	420	20	200

() units in mm