

BAR LATCH

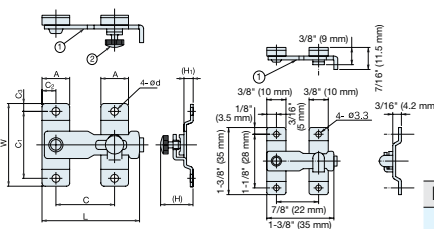


BL



BL-55

BL-35



BL-45 ~ 120

BL-35

- Latch with knurled thumb screw on female strike.
- Tighten screw to keep latch closed.
- No thumb screw on BL-35.

No.	Part Name	Material	Finish
①	Body, Strike	304 Stainless Steel	Polished
②	Thumb Screw	Brass	Chrome

Item No.	L	W	A	C	C ₁	C ₂	C ₃	H	H ₁	d	Weight (g)	Box (pcs)	Carton (pcs)
BL-35	1-3/8" (35)	1-3/8" (35)	3/8" (10)	7/8" (22)	1-1/8" (28)	3/16" (5.0)	1/8" (3.5)	-	5/32" (4.2)	1/8" (3.3)	19	30	1200
BL-45	1-3/4" (45)	1-9/16" (40)	1/2" (13)	1-1/8" (28)	1-1/4" (32)	1/4" (6.5)	3/16" (4)	9/16" (15)	3/16" (4.5)	1/8" (3.3)	28	20	900
BL-55	2-3/16" (55)	1-13/16" (46)	5/8" (16)	1-3/8" (35)	1-7/16" (37)	5/16" (8.0)	3/16" (4.5)	3/4" (15)	1/4" (6.0)	3/16" (4)	50		720
BL-80	3-3/16" (81)	2-9/16" (65)	13/16" (20)	2-1/16" (52)	2-1/16" (53)	3/8" (10.0)	1/4" (6.0)	15/16" (23)	1/4" (7.0)	3/16" (4.8)	100	10	360
BL-100	3-15/16" (100)	3-1/8" (80)	1" (25)	2-3/8" (60)	2-5/8" (66)	1/2" (12.5)	1/4" (7.0)	1-1/8" (29)		1/4" (5.5)	200	5	150
BL-120	4-3/4" (120)	3-15/16" (100)	1-3/16" (30)	2-15/16" (75)	3-1/8" (80)	9/16" (15)	3/8" (10.0)	1-3/16" (30)		1/4" (6.5)	295		100

SPRING LOADED BAR LATCH



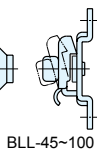
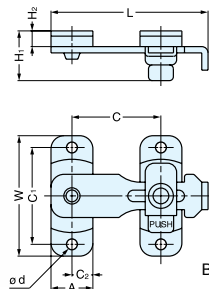
BLL



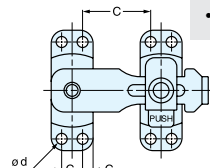
BLL-100



BLL-45



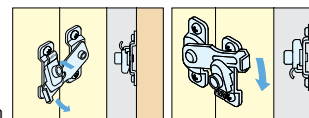
BLL-45-100



BLL-120, 150

- Latch bolt snaps into the strike to prevent accidental release.
- Push tab on strike to release.

Installation



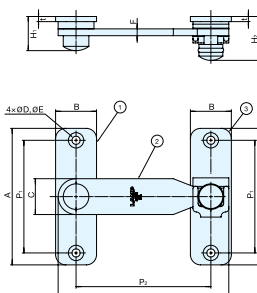
Material	Finish
304 Stainless Steel	Polished

Item No.	L	W	A	C ₁	C ₂	C ₃	H ₁	H ₂	C	d	Weight (g)	Box (pcs)	Carton (pcs)	Screw
BLL-45	1-7/8" (48)	1-9/16" (40)	1/2" (13.0)	1-1/4" (32)	1/4" (6.5)	-	11/16" (17)	3/16" (4.5)	15/16" ± 1/8" (23 ± 3)	1/8" (3.2)	28	20	400	3.0 × 10
BLL-60	2-1/2" (63)	1-13/16" (46)	5/8" (16.0)	1-7/16" (37)	5/16" (8)	-	13/16" (20)	1/4" (6.0)	1-5/16" ± 3/16" (34 ± 4)	3/16" (4.2)	50			3.5 × 16
BLL-80	3-3/8" (85)	2-9/16" (65)	13/16" (20.0)	2-1/16" (53)	3/8" (10)	-	7/8" (22.5)	1/4" (7.0)	1-7/8" ± 1/4" (47 ± 7)	3/16" (5.0)	100	10	200	4.5 × 16
BLL-100	4-1/8" (105)	3-1/8" (80)	1" (25.0)	2-5/8" (66)	1/2" (12.5)	-	1-1/16" (26.5)		2-5/16" ± 1/4" (59 ± 7)	1/4" (5.5)	182		100	
BLL-120	5" (127)	3-15/16" (100)	1-1/8" (28.5)	3-1/8" (80)	1/4" (6.7)	15	1-1/8" (28)	5/16" (8.0)	2-3/16" ± 3/8" (56 ± 10)	3/16" (4.8)	270	8	80	5.0 × 20
BLL-150	6-1/8" (155)	4-3/4" (120)	1-3/16" (30.5)	3-3/4" (95)	1/4" (7.2)	16			2-15/16" ± 9/16" (74 ± 14)	(5.2)	350	6	60	

BAR LATCH



BLT



- 304 stainless steel bar latch.
- Thick material used for durability.
- Latch with thumb screw on bar. Rubber ring on thumb screw to improve grip.
- Tighten screw to keep latch closed.

Material	Finish/Color
304 Stainless Steel	Polished
Nitrile rubber	Black

Item No.	L	P ₁	P ₂	A	B	C	D	E	F	H ₁	H ₂	t	Weight (g)	Box (pcs)	Carton (pcs)	Screw
BLT-45	1-3/4" (45)	1-3/16" (30)	1-5/16" (33)	1-9/16" (40)	9/16" (14)	1/2" (12)	1/8" (3.5)	1/4" (6.0)	1/16" (2.0)	1/2" (12)	5/8" (16.0)	1/16" (2)	31	20	400	3.1 × 20
BLT-60	2-3/8" (60)	1-7/16" (37)	1-3/4" (45)	1-7/8" (48)	11/16" (17)	9/16" (15)	1/8" (3.8)	5/16" (7.5)	1/8" (2.5)	9/16" (14.5)	11/16" (17.5)	1/16" (2)	54			
BLT-80	3-1/8" (80)	2-1/16" (53)	2-7/16" (62)	2-9/16" (65)	13/16" (21)	11/16" (18)	3/16" (4.3)	5/16" (8.0)	1/8" (3.0)	11/16" (17)	7/8" (22.0)	1/8" (3)	95	10	200	3.5 × 20
BLT-100	3-15/16" (100)	2-5/8" (66)	3-1/8" (79)	3-1/8" (80)	15/16" (24)	13/16" (21)	3/16" (4.8)	3/8" (9.0)	3/16" (4.0)	3/4" (19.8)	1" (25.5)	1/8" (3)	177		100	3.8 × 20
BLT-120	4-3/4" (120)	2-7/8" (73)	3-7/8" (98)	3-9/16" (90)	1-1/8" (28)	15/16" (24)	3/16" (5.1)	3/8" (10.0)	3/16" (4.0)	7/8" (22)	1-1/16" (27.5)	3/16" (4)	243	8	80	4.5 × 20