

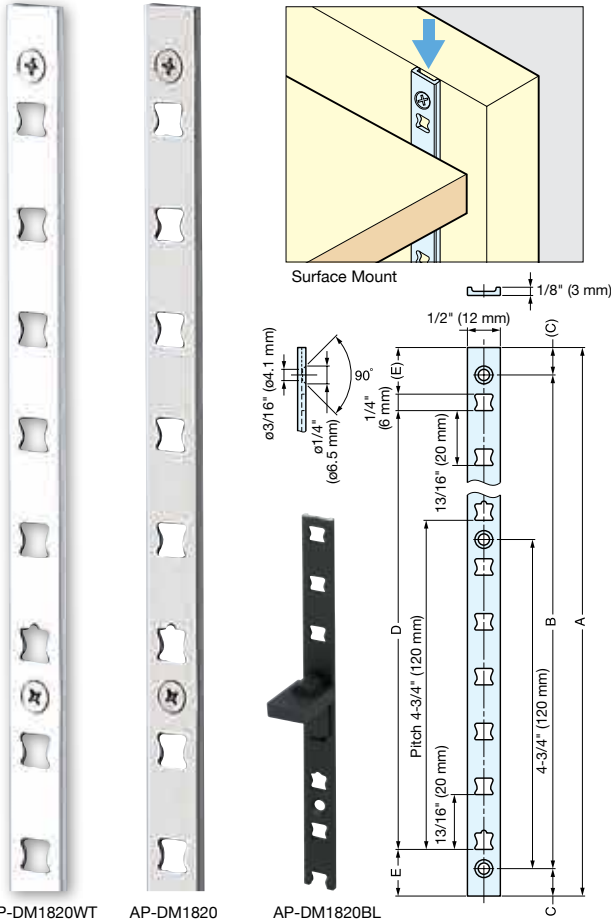
SHELF STANDARD



AP-DM, AP-DH

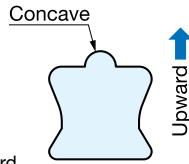
SHELF & SUPPORT HARDWARE

SHELF STANDARDS



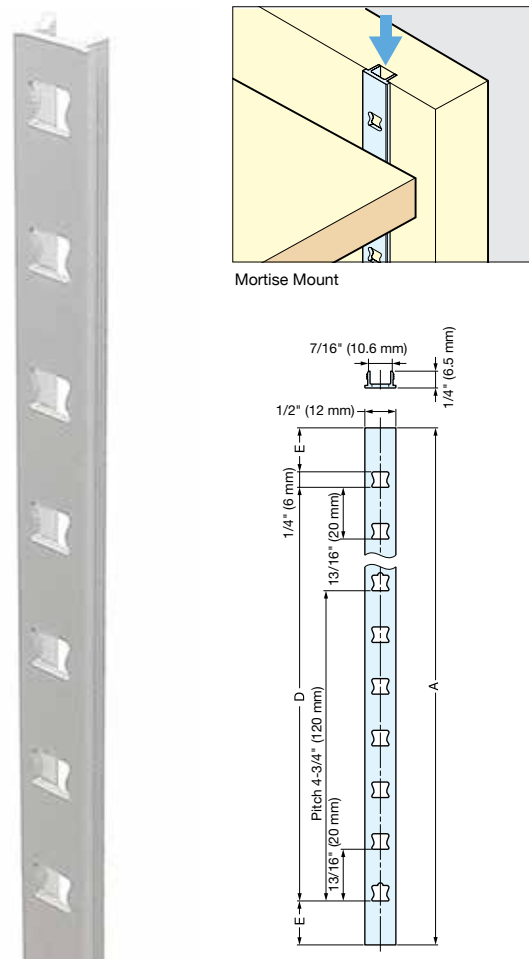
AP-DM1820WT AP-DM1820 AP-DM1820BL

- Aluminum shelf standard.
- Easy to cut to desired length.
- Thin profile 1/8" (3 mm) suitable for surface mount.
- Screw hole located every 4-3/4" (120 mm).
- New slot shape to prevent shelf support from falling off.
- Special screw with silver finish available. (AP-SC3-16)
- Screws and accessories sold separately.



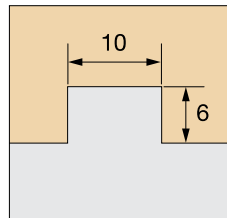
* Install the standard with concave slot (located every 4-3/4" (120 mm) pointing upward

Item No.	Screw Type	Finish / Color	Material	Box (set)
AP-SC3-16	Flat-head wood 3 x 16	Yellow Zinc Chromate (Head-Silver)	Steel	1
AP-SC3-16WT		Yellow Zinc Chromate (Head-White)		
AP-SC3-16BL		Yellow Zinc Chromate (Head-Black)		
AP-SC3-30	Flat-head wood 3 x 30	Yellow Zinc Chromate (Head-Silver)		
AP-SC3-30WT		Yellow Zinc Chromate (Head-White)		
AP-SC3-30BL		Yellow Zinc Chromate (Head-Black)		



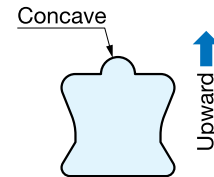
AP-DH1820

- Aluminum shelf standard.
- Easy to cut to desired length.
- Designed for press-fit mount without using screws.
- New slot shape to prevent shelf support from falling off.
- Screws and accessories sold separately.



Bore Dimension (In case of Plywood)

* Fit tightness may vary depending on the panel/wall material. Use adhesive if loose.



* Install the standard with concave slot (located every 4-3/4" (120 mm) pointing upward.

Item No.	Mounting Type	A	B	C	D	E	Weight (g)	Material	Finish	Box (pcs)						
AP-DM1820	Surface Mount	71- 5/8" (1820)	70-7/8" (1800)	3/8" (10)	70-1/16" (1780)	11/16" (17)	113	Aluminum	Anodized	100						
AP-DM1820WT									White							
AP-DM1820BL									Black							
AP-DM2600	Mortise Mount	102-3/8" (2600)	99-3/16" (2520)	1-9/16" (40)	98-7/16" (2500)	1-7/8" (47)	161		Anodized	60						
AP-DH1820									71-5/8" (1820)	-	-	70-1/16" (1780)	11/16" (17)	131	Anodized	100
AP-DH2600									102-3/8" (2600)	-	-	98-7/16" (2500)	1-7/8" (47)	187	Anodized	60

() units in mm.