

POCKET DOOR SYSTEM (INSET)

ALT-ST15-D360

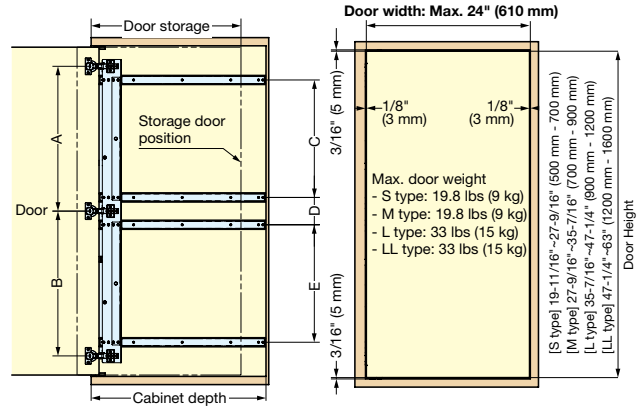
CABINET POCKET DOOR HARDWARE

POCKET DOOR SYSTEM

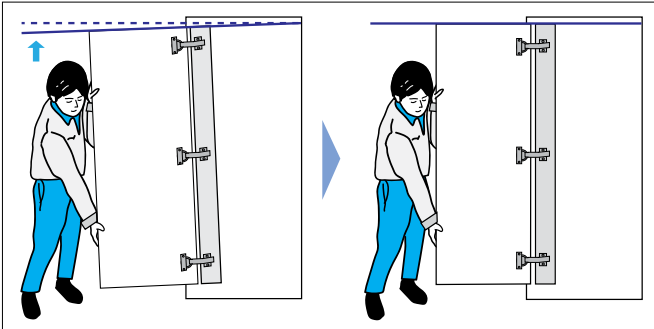


- Create a clean design with doors that can conveniently pocket away.
- Can manage doors up to 63" (1600mm) tall weighing up to 33 lbs (15 kg).
- 5-speed adjustable soft-closing dampers (Uses 360 Olympia Hinges).
- 5-stage angle adjustment eliminating sagging doors.
- L-Shaped connecting plate minimizing racking and reduces door sag.
- Available slide lengths: 16", 19", 22", 24" and 28".
- Durability: successfully passed 40,000 open/close private cycles.

Installation

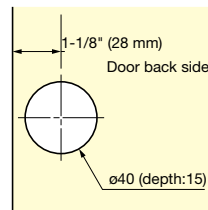


Easy Door Alignment Adjustment

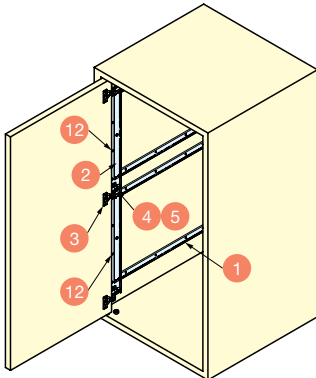


When installing, you can adjust the hanging angle just by lifting up the door.

Door Cut Out Dimensions



Installation Example (Key on page 591)



- Number of slides
- S type : 2
- M type : 2
- L type : 4
- LL type : 4

To determine the exact protrusion of a fully pocketed door from the cabinet face, apply the following formula:

$$\text{Protrusion} = \text{Door Width} - (\text{Door Storage Amount} + \text{Door Thickness})$$

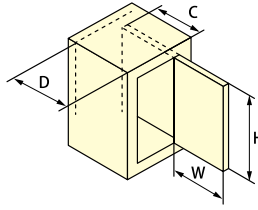
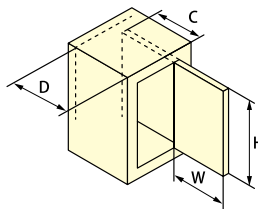
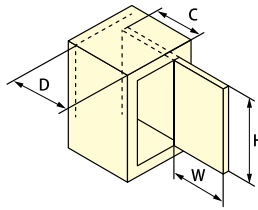
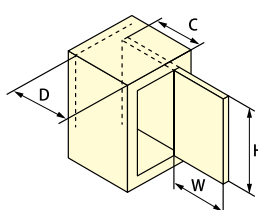
| Last Digits of Item Name (Parts Set) | Door Storage Amount | Min. Cabinet Depth |
|--------------------------------------|-------------------------------|-------------------------------|
| 16 | 12-7/16" (316 mm) + Thickness | 16-1/4" (412 mm) + Thickness |
| 19 | 15-7/16" (392 mm) + Thickness | 19-3/16" (488 mm) + Thickness |
| 22 | 18-7/16" (468 mm) + Thickness | 22-3/16" (564 mm) + Thickness |
| 24 | 20-7/16" (519 mm) + Thickness | 24-3/16" (615 mm) + Thickness |
| 28 | 24-7/16" (621 mm) + Thickness | 28-1/4" (717 mm) + Thickness |

| | ALT-ST15-D360S (2 slides) | ALT-ST15-D360M (2 slides) | ALT-ST15-D360L (4 slides) | ALT-ST15-D360LL (4 slides) |
|----------------|--------------------------------------|-------------------------------------|-------------------------------------|---------------------------------|
| Door Width | Max. 24" (610 mm) | | | |
| Door Height | 19-11/16"~27-9/16" (500 - 700 mm) | 27-9/16"~35-7/16" (700 - 900 mm) | 35-7/16"~47-1/4" (900 - 1200 mm) | 47-1/4"~63" (1200 - 1600 mm) |
| Door Thickness | 11/16"~1-3/16" (18 - 30 mm) | | | |
| Door Weight | Max. 19.8 lbs (9 kg) | | Max. 33 lbs (15 kg) | |

| Type | Hinge Placement | | | Slide Placement | | |
|---------|--------------------|--------------------|--------------------|-------------------|--------------------|---|
| | A | B | C | D | E | |
| S Type | 14-3/16" (360 mm) | - | 10-1/4" (260 mm) | - | - | - |
| M Type | 22-1/16" (560 mm) | - | 18-1/8" (460 mm) | - | - | - |
| L Type | 14-15/16" (380 mm) | 14-15/16" (380 mm) | 10-1/4" (260 mm) | 5-1/2" (140 mm) | 10-1/4" (260 mm) | |
| LL Type | 20-7/8" (530 mm) | 20-7/8" (530 mm) | 16-15/16" (430 mm) | 3-15/16" (100 mm) | 16-15/16" (430 mm) | |

How to Order ALT-ST15-D360

Parts set Not optional. Each set includes required parts.

| Type | Door Spec (Thickness: 11/16" ~ 1-3/16" (18-30 mm)) | C Door Storage | D Min. Cabinet Depth | Item Name |
|------|---------------------------------------------------------------------------------------------------------------------------------------------------------------------------------|----------------------------------|----------------------------------|--------------------|
| S |  W= Max. 24" (610 mm) Weight= Max. 19.8 lbs (9 kg) H= 19-11/16"~27-9/16" (500-700 mm) | 12-3/8" (315 mm) + Thickness | 16-9/16" (420 mm) + Thickness | ALT-ST15-D360S-16 |
| | | 15-3/8" (391 mm) + Thickness | 19-1/2" (496 mm) + Thickness | ALT-ST15-D360S-19 |
| | | 18-3/8" (467 mm) + Thickness | 22-1/2" (572 mm) + Thickness | ALT-ST15-D360S-22 |
| | | 20-3/8" (518 mm) + Thickness | 24-1/2" (623 mm) + Thickness | ALT-ST15-D360S-24 |
| | | 24-7/16" (620 mm) + Thickness | 28-9/16" (725 mm) + Thickness | ALT-ST15-D360S-28 |
| M |  W= Max. 24" (610 mm) Weight= Max. 19.8 lbs (9 kg) H= 27-9/16"~35-7/16" (700-900 mm) | 12-3/8" (315 mm) + Thickness | 16-9/16" (420 mm) + Thickness | ALT-ST15-D360M-16 |
| | | 15-3/8" (391 mm) + Thickness | 19-1/2" (496 mm) + Thickness | ALT-ST15-D360M-19 |
| | | 18-3/8" (467 mm) + Thickness | 22-1/2" (572 mm) + Thickness | ALT-ST15-D360M-22 |
| | | 20-3/8" (518 mm) + Thickness | 24-1/2" (623 mm) + Thickness | ALT-ST15-D360M-24 |
| | | 24-7/16" (620 mm) + Thickness | 28-9/16" (725 mm) + Thickness | ALT-ST15-D360M-28 |
| L |  W= Max. 24" (610 mm) Weight= Max. 33 lbs (15 kg) H= 35-7/16"~47-1/4" (900-1200 mm) | 12-3/8" (315 mm) + Thickness | 16-9/16" (420 mm) + Thickness | ALT-ST15-D360L-16 |
| | | 15-3/8" (391 mm) + Thickness | 19-1/2" (496 mm) + Thickness | ALT-ST15-D360L-19 |
| | | 18-3/8" (467 mm) + Thickness | 22-1/2" (572 mm) + Thickness | ALT-ST15-D360L-22 |
| | | 20-3/8" (518 mm) + Thickness | 24-1/2" (623 mm) + Thickness | ALT-ST15-D360L-24 |
| | | 24-7/16" (620 mm) + Thickness | 28-9/16" (725 mm) + Thickness | ALT-ST15-D360L-28 |
| LL |  W= Max. 24" (610 mm) Weight= Max. 33 lbs (15 kg) H= 47-1/4"~63" (1200-1600 mm) | 12-3/8" (315 mm) + Thickness | 16-9/16" (420 mm) + Thickness | ALT-ST15-D360LL-16 |
| | | 15-3/8" (391 mm) + Thickness | 19-1/2" (496 mm) + Thickness | ALT-ST15-D360LL-19 |
| | | 18-3/8" (467 mm) + Thickness | 22-1/2" (572 mm) + Thickness | ALT-ST15-D360LL-22 |
| | | 20-3/8" (518 mm) + Thickness | 24-1/2" (623 mm) + Thickness | ALT-ST15-D360LL-24 |
| | | 24-7/16" (620 mm) + Thickness | 28-9/16" (725 mm) + Thickness | ALT-ST15-D360LL-28 |

Item Name of Parts Set

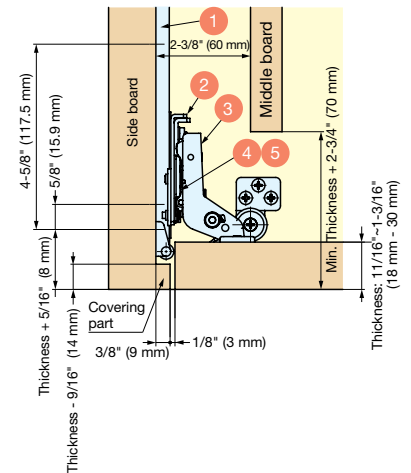
ALT-ST15-D360 S - 16

Type name

Slide Length

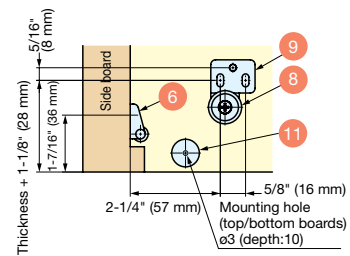
Installation of Slide

Slide/hinge mounting

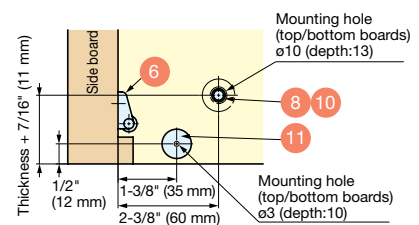


To hide the metal fittings, install a middle board (not included).
(An attachable/detachable middle board is recommended for easier maintenance.)

For roller bracket mounting

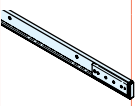
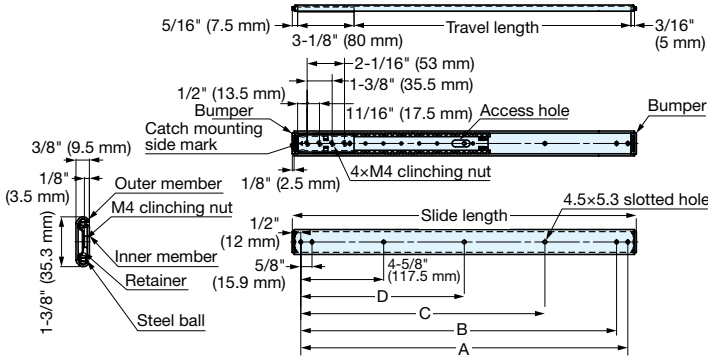
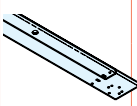
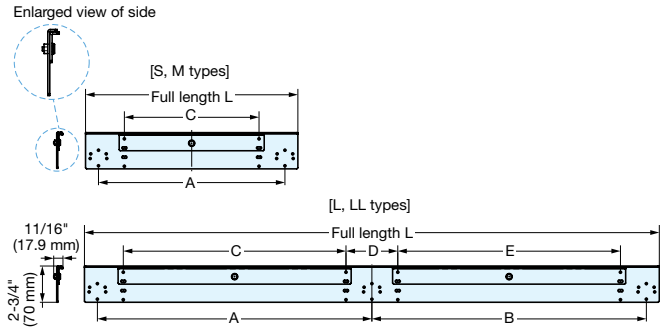


For mounting with female screw



ALT-ST15-D360 Parts Set Details


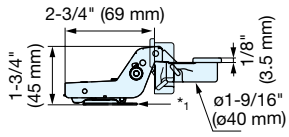

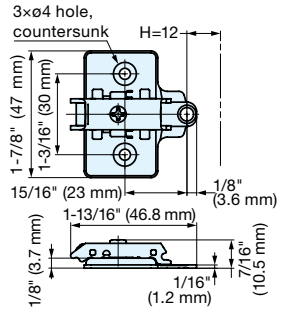
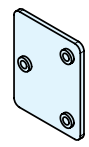
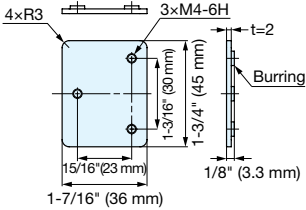
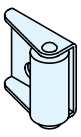
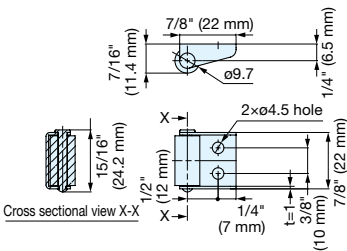





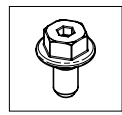
The following 1-19 show detailed information on the set codes included on the previous page.

| No. | Qty | | | | Parts | Dimensions | Item Name | | | | | | | | | | | | | | | | | | | | | | | | | | | | | | | | | | | | | | | | | |
|------------------------------------------------------------------------------------------------------------------------------------------------------------------------------------------------------------------------------------------------------------------------------------------------------------------------------------------------------------------------------------------------------------------------------------------------------------------------------------------------------------------------------------------------------------------------------------------------------------------------------------------------------------------------------------------------------------------------------------------------------------------------------------------------------------------------------------------------------------------------------------------------------------------------------------------------------------------------------------------------------------------------------------------------|---------------------|---------------------------------------------------------------------------------------------------------------------------------------------------------|-----------------------------------------------------------------------------------------------------------------------------------------------------------------------------------------------------------------------------------------------------------------------------------------------|--------------------------------------------------------------------------------------|------------------------------------------------------------------------------------|----------------------------------------------------------------------------------------------------------------------------------------------------------------------------------------------------------------------------------------------------------------------------------------------------------------------------------------------------------------------------------------------------------------------------------------------------------------------------------------------------------------------------------------------------------------------------------------------------------------------------------------------------------------------------------------------------------------------------------------------------------------------------------------------------------------------------------------------------------------------------------------------------------------------------------------------------------------------------------------------------------------------------------------------------------------------------------------------------------------------------------------------------------------------------------------------------------------------------------------------------------------------------------------------------------------------------------------------------------------------------------------------------------|--------------------|---------------|---------------|--------------|---|---|------------|-------------------|----------|---------------------|---------------------|------------------|------------------|--------------------|--------------------|--------------------|------------------|---------------------|---------------------|------------------|---------------------|---------------------|--------------------|-------------------|-----------------|---------------------|---------------------|------------------|--------------------|--------------------|--------------------|--------------------|--------------------|---------------------|---------------------|------------------|--------------------|--------------------|--------------------|--------------------|----------|---------------------|
| | S | M | L | LL | | | | | | | | | | | | | | | | | | | | | | | | | | | | | | | | | | | | | | | | | | | | |
| 1 | 2 | 4 |  <p>The item number with the same last digits as those of the set item number is included in each set. Mount the track so that the catch mounting side mark is located on the front side of the cabinet.</p> | |  | AL80C-16 | | | | | | | | | | | | | | | | | | | | | | | | | | | | | | | | | | | | | | | | | | |
| | | | | | | AL80C-19 | | | | | | | | | | | | | | | | | | | | | | | | | | | | | | | | | | | | | | | | | | |
| | | | | | | AL80C-22 | | | | | | | | | | | | | | | | | | | | | | | | | | | | | | | | | | | | | | | | | | |
| | | | | | | AL80C-24 | | | | | | | | | | | | | | | | | | | | | | | | | | | | | | | | | | | | | | | | | | |
| | | | | | | AL80C-28 | | | | | | | | | | | | | | | | | | | | | | | | | | | | | | | | | | | | | | | | | | |
| | | | | | | <table border="1"> <thead> <tr> <th>Item Name</th> <th>Slide Length</th> <th>Travel Length</th> <th>Door Storage</th> <th>A</th> <th>B</th> <th>C</th> <th>D</th> </tr> </thead> <tbody> <tr> <td>AL80C-16</td> <td>16-3/16" (411.4 mm)</td> <td>12-7/16" (316.4 mm)</td> <td>12-3/8" (315 mm)</td> <td>-</td> <td>15-1/4" (387.4 mm)</td> <td>14-5/8" (371.5 mm)</td> <td>10-5/8" (269.9 mm)</td> </tr> <tr> <td>AL80C-19</td> <td>19-3/16" (487.6 mm)</td> <td>15-7/16" (392.6 mm)</td> <td>15-3/8" (391 mm)</td> <td>17-3/16" (436.6 mm)</td> <td>17-3/16" (447.7 mm)</td> <td>13-5/8" (346.1 mm)</td> <td>9-1/8" (231.8 mm)</td> </tr> <tr> <td>AL80C-22</td> <td>22-3/16" (563.8 mm)</td> <td>18-7/16" (468.8 mm)</td> <td>18-3/8" (467 mm)</td> <td>21-1/4" (539.8 mm)</td> <td>20-5/8" (523.9 mm)</td> <td>16-5/8" (422.3 mm)</td> <td>10-5/8" (269.9 mm)</td> </tr> <tr> <td>AL80C-24</td> <td>24-3/16" (614.6 mm)</td> <td>20-7/16" (519.6 mm)</td> <td>20-3/8" (518 mm)</td> <td>23-1/4" (590.6 mm)</td> <td>22-5/8" (574.7 mm)</td> <td>18-5/8" (473.1 mm)</td> <td>11-5/8" (295.3 mm)</td> </tr> <tr> <td>AL80C-28</td> <td>28-3/16" (716.2 mm)</td> <td>24-7/16" (621.2 mm)</td> <td>24-7/16" (620 mm)</td> <td>28" (711.2 mm)</td> <td>26-5/8" (676.3 mm)</td> <td>22-5/8" (574.7 mm)</td> <td>13-5/8" (346.1 mm)</td> </tr> </tbody> </table> <p>Material: Steel Finish: Chromate</p> | Item Name | Slide Length | Travel Length | Door Storage | A | B | C | D | AL80C-16 | 16-3/16" (411.4 mm) | 12-7/16" (316.4 mm) | 12-3/8" (315 mm) | - | 15-1/4" (387.4 mm) | 14-5/8" (371.5 mm) | 10-5/8" (269.9 mm) | AL80C-19 | 19-3/16" (487.6 mm) | 15-7/16" (392.6 mm) | 15-3/8" (391 mm) | 17-3/16" (436.6 mm) | 17-3/16" (447.7 mm) | 13-5/8" (346.1 mm) | 9-1/8" (231.8 mm) | AL80C-22 | 22-3/16" (563.8 mm) | 18-7/16" (468.8 mm) | 18-3/8" (467 mm) | 21-1/4" (539.8 mm) | 20-5/8" (523.9 mm) | 16-5/8" (422.3 mm) | 10-5/8" (269.9 mm) | AL80C-24 | 24-3/16" (614.6 mm) | 20-7/16" (519.6 mm) | 20-3/8" (518 mm) | 23-1/4" (590.6 mm) | 22-5/8" (574.7 mm) | 18-5/8" (473.1 mm) | 11-5/8" (295.3 mm) | AL80C-28 | 28-3/16" (716.2 mm) |
| Item Name | Slide Length | Travel Length | Door Storage | A | B | C | D | | | | | | | | | | | | | | | | | | | | | | | | | | | | | | | | | | | | | | | | | |
| AL80C-16 | 16-3/16" (411.4 mm) | 12-7/16" (316.4 mm) | 12-3/8" (315 mm) | - | 15-1/4" (387.4 mm) | 14-5/8" (371.5 mm) | 10-5/8" (269.9 mm) | | | | | | | | | | | | | | | | | | | | | | | | | | | | | | | | | | | | | | | | | |
| AL80C-19 | 19-3/16" (487.6 mm) | 15-7/16" (392.6 mm) | 15-3/8" (391 mm) | 17-3/16" (436.6 mm) | 17-3/16" (447.7 mm) | 13-5/8" (346.1 mm) | 9-1/8" (231.8 mm) | | | | | | | | | | | | | | | | | | | | | | | | | | | | | | | | | | | | | | | | | |
| AL80C-22 | 22-3/16" (563.8 mm) | 18-7/16" (468.8 mm) | 18-3/8" (467 mm) | 21-1/4" (539.8 mm) | 20-5/8" (523.9 mm) | 16-5/8" (422.3 mm) | 10-5/8" (269.9 mm) | | | | | | | | | | | | | | | | | | | | | | | | | | | | | | | | | | | | | | | | | |
| AL80C-24 | 24-3/16" (614.6 mm) | 20-7/16" (519.6 mm) | 20-3/8" (518 mm) | 23-1/4" (590.6 mm) | 22-5/8" (574.7 mm) | 18-5/8" (473.1 mm) | 11-5/8" (295.3 mm) | | | | | | | | | | | | | | | | | | | | | | | | | | | | | | | | | | | | | | | | | |
| AL80C-28 | 28-3/16" (716.2 mm) | 24-7/16" (621.2 mm) | 24-7/16" (620 mm) | 28" (711.2 mm) | 26-5/8" (676.3 mm) | 22-5/8" (574.7 mm) | 13-5/8" (346.1 mm) | | | | | | | | | | | | | | | | | | | | | | | | | | | | | | | | | | | | | | | | | |
| 2 | 1 |  <p>The end of the item number indicates the corresponding size.</p> | |  | ALT-ST15-S | | | | | | | | | | | | | | | | | | | | | | | | | | | | | | | | | | | | | | | | | | | |
| | | | | | ALT-ST15-M | | | | | | | | | | | | | | | | | | | | | | | | | | | | | | | | | | | | | | | | | | | |
| | | | | | ALT-ST15-L | | | | | | | | | | | | | | | | | | | | | | | | | | | | | | | | | | | | | | | | | | | |
| | | | | | ALT-ST15-LL | | | | | | | | | | | | | | | | | | | | | | | | | | | | | | | | | | | | | | | | | | | |
| <table border="1"> <thead> <tr> <th rowspan="2">Item Name</th> <th colspan="2">Hinge Placement</th> <th colspan="3">Slide Placement</th> <th rowspan="2">Full Length L</th> </tr> <tr> <th>A</th> <th>B</th> <th>C</th> <th>D</th> <th>E</th> </tr> </thead> <tbody> <tr> <td>ALT-ST15-S</td> <td>14-3/16" (360 mm)</td> <td>-</td> <td>10-1/4" (260 mm)</td> <td>-</td> <td>-</td> <td>16-1/8" (410 mm)</td> </tr> <tr> <td>ALT-ST15-M</td> <td>22-1/16" (560 mm)</td> <td>-</td> <td>18-1/8" (460 mm)</td> <td>-</td> <td>-</td> <td>24" (610 mm)</td> </tr> <tr> <td>ALT-ST15-L</td> <td>14-15/16" (380 mm)</td> <td>14-15/16" (380 mm)</td> <td>10-1/4" (260 mm)</td> <td>5-1/2" (140 mm)</td> <td>10-1/4" (260 mm)</td> <td>31-7/8" (810 mm)</td> </tr> <tr> <td>ALT-ST15-LL</td> <td>20-7/8" (530 mm)</td> <td>20-7/8" (530 mm)</td> <td>16-15/16" (430 mm)</td> <td>3-15/16" (100 mm)</td> <td>16-15/16" (430 mm)</td> <td>43-11/16" (1110 mm)</td> </tr> </tbody> </table> <p>Material: Aluminum Alloy Finish: Silver Anodized</p> | Item Name | Hinge Placement | | Slide Placement | | | Full Length L | A | B | C | D | E | ALT-ST15-S | 14-3/16" (360 mm) | - | 10-1/4" (260 mm) | - | - | 16-1/8" (410 mm) | ALT-ST15-M | 22-1/16" (560 mm) | - | 18-1/8" (460 mm) | - | - | 24" (610 mm) | ALT-ST15-L | 14-15/16" (380 mm) | 14-15/16" (380 mm) | 10-1/4" (260 mm) | 5-1/2" (140 mm) | 10-1/4" (260 mm) | 31-7/8" (810 mm) | ALT-ST15-LL | 20-7/8" (530 mm) | 20-7/8" (530 mm) | 16-15/16" (430 mm) | 3-15/16" (100 mm) | 16-15/16" (430 mm) | 43-11/16" (1110 mm) | | | | | | | | |
| Item Name | | Hinge Placement | | Slide Placement | | | | Full Length L | | | | | | | | | | | | | | | | | | | | | | | | | | | | | | | | | | | | | | | | |
| | A | B | C | D | E | | | | | | | | | | | | | | | | | | | | | | | | | | | | | | | | | | | | | | | | | | | |
| ALT-ST15-S | 14-3/16" (360 mm) | - | 10-1/4" (260 mm) | - | - | 16-1/8" (410 mm) | | | | | | | | | | | | | | | | | | | | | | | | | | | | | | | | | | | | | | | | | | |
| ALT-ST15-M | 22-1/16" (560 mm) | - | 18-1/8" (460 mm) | - | - | 24" (610 mm) | | | | | | | | | | | | | | | | | | | | | | | | | | | | | | | | | | | | | | | | | | |
| ALT-ST15-L | 14-15/16" (380 mm) | 14-15/16" (380 mm) | 10-1/4" (260 mm) | 5-1/2" (140 mm) | 10-1/4" (260 mm) | 31-7/8" (810 mm) | | | | | | | | | | | | | | | | | | | | | | | | | | | | | | | | | | | | | | | | | | |
| ALT-ST15-LL | 20-7/8" (530 mm) | 20-7/8" (530 mm) | 16-15/16" (430 mm) | 3-15/16" (100 mm) | 16-15/16" (430 mm) | 43-11/16" (1110 mm) | | | | | | | | | | | | | | | | | | | | | | | | | | | | | | | | | | | | | | | | | | |

*For information on how to mount the parts and the quantities of the parts included in each parts set, please see the instructions.

ALT-ST15-D360 Parts Set Details

The following ①-⑬ show detailed information on the set codes included on the previous page.


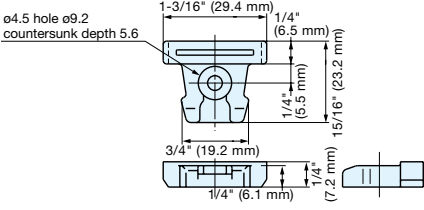

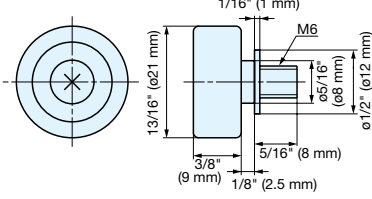

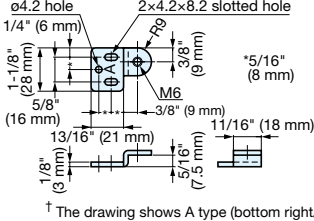

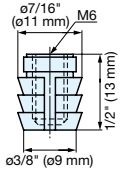

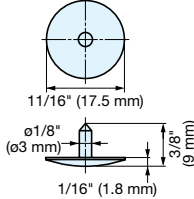
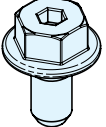
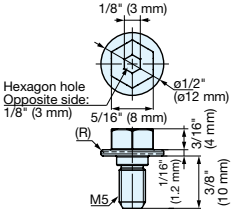
| No. | Qty | | | | Parts | Dimensions | Item Name | | | | | |
|-------------|------------------|---|---|----|------------------------------------------------------------------------------------------------------------------------------------------------------------------------------------------------------------------------------------------------------------------------------------------------------------------------------------------------------------------------------------------------------------------------------------------------------------------------------------------------------------------------------------------------------------------------------------------------------------------------------------------------------------------------------------------------------------------------------------------------------------------------------------------------------------------------------------------------------------------------------------------------------------------------------------------------------------------------------------------------------------------------------------------------------------------------------------------------------------------------------------------------|-----------------------------------------------------------------------------------------------------------------------------------------------------------------------------------------------------------------------------------------------------------------------------------------------------------------------------------------------------|-------------------------------------------------------------------------------------------------|-----------------|--------|--------|------------------|---------|
| | S | M | L | LL | | | | | | | | |
| ③ | 2 | | 3 | | Hinge body (with built-in damper)  |  | H360-D26-0T Material: Steel Finish: Nickel | | | | | |
| ④ | 2 | | 3 | | Hinge mounting plate  |  | 360-P4W-30T Material: Steel Finish: Nickel | | | | | |
| ⑤ | 2 | | 3 | | Mounting plate  |  | ALT-MP30 Material: Stainless Steel Finish: Barrel Polished | | | | | |
| ⑥ | 2 | | 3 | | Guide roller  |  | ALT-GR Material: Steel/Ethylene Propylene Rubber (EPDM) Finishing/Color: Nickel/White | | | | | |
| ⑦ - ⑫ | | | 1 | | Parts set <div style="display: flex; justify-content: space-around; align-items: flex-start;"> <div style="text-align: center;"> <p>⑦ Catch</p>  </div> <div style="text-align: center;"> <p>⑧ Roller</p>  </div> <div style="text-align: center;"> <p>⑨ Roller bracket</p>  </div> </div> <div style="display: flex; justify-content: space-around; align-items: flex-start; margin-top: 10px;"> <div style="text-align: center;"> <p>⑩ Insert female screw</p>  </div> <div style="text-align: center;"> <p>⑪ G-type sliding tack</p>  </div> <div style="text-align: center;"> <p>⑫ Adjustment bolt</p>  </div> </div> | <table border="1" style="width: 100%; border-collapse: collapse;"> <tr> <td>S type</td> <td rowspan="2">ALT-ST15-D10-MP</td> </tr> <tr> <td>M type</td> </tr> <tr> <td>L type</td> <td rowspan="2">ALT-ST15-D10-LLP</td> </tr> <tr> <td>LL type</td> </tr> </table> <p>Necessary types and numbers of screws and hexagon wrenches are included.</p> | S type | ALT-ST15-D10-MP | M type | L type | ALT-ST15-D10-LLP | LL type |
| S type | ALT-ST15-D10-MP | | | | | | | | | | | |
| M type | | | | | | | | | | | | |
| L type | ALT-ST15-D10-LLP | | | | | | | | | | | |
| LL type | | | | | | | | | | | | |

*For information on how to mount the parts and the quantities of the parts included in each parts set, please see the instructions.

*1 The mounting plates in the images and drawings are not included in the set.

ALT-ST15, ALT-ST20 Parts Set Details

Detailed information on the parts sets used for ALT-ST15 and ALT-ST20

| Qty | | Parts | Dimensions | Item Name |
|--------|-------------------------|-------|---------------------------------------------------------------------------------------------------------------------------------------------------------------------------------------------------------------------------------------------------------------------------------------------------------------------------------------------------------------------------------------------------------------------------------------------------------------------------------------------------------------------------------------------------------------------------------------------------------------------------------------------------------------------------------------------------------------------------|-------------------------------------------------------------------------------------------------------------------------------------------|
| S type | M type | | | |
| 2 | | 3 |   <p> $\phi 4.5$ hole $\phi 9.2$ countersunk depth 5.6 $1-3/16"$ (29.4 mm) $1/4"$ (6.5 mm) $1/4"$ (6.5 mm) $15/16"$ (23.2 mm) $3/4"$ (19.2 mm) $1/4"$ (6.1 mm) $1/4"$ (6.1 mm) $7/4"$ (7.2 mm) </p> | AL127-CH Material: Polyurethane (PUR) Color: Black |
| | 2 | |   <p> $1/16"$ (1 mm) $13/16"$ ($\phi 21$ mm) $3/8"$ (9 mm) $5/16"$ (8 mm) $1/8"$ (2.5 mm) M6 $\phi 5/16"$ ($\phi 8$ mm) $\phi 1/2"$ ($\phi 12$ mm) </p> | DU19-B4SBR Material: Ethylene Propylene Rubber (EPDM)/Steel Finishing/Color: Gloss Chromate/White |
| | Left/Right 1 each | |   <p> $\phi 4.2$ hole $1/4"$ (6 mm) $2 \times 4.2 \times 8.2$ slotted hole $1-1/8"$ (28 mm) $5/8"$ (16 mm) $13/16"$ (21 mm) $1/8"$ (3 mm) $3/8"$ (9 mm) $3/8"$ (9 mm) $11/16"$ (18 mm) $5/16"$ (8 mm) M6 $7/8"$ (18 mm) $5/16"$ (8 mm) $7/5"$ (7.5 mm) </p> <p>† The drawing shows A type (bottom right/upper left)</p> | AL127-CH Material: Polyurethane (PUR) Color: Black |
| | 2 | |   <p> $\phi 7/16"$ ($\phi 11$ mm) M6 $1/2"$ (13 mm) $\phi 3/8"$ ($\phi 9$ mm) </p> | SC-107-13 Material: Polyamide (PA) Color: White |
| | 2 | |   <p> $11/16"$ (17.5 mm) $\phi 1/8"$ ($\phi 3$ mm) $3/8"$ (9 mm) $1/16"$ (1.8 mm) </p> | G-175 Material: Polyethylene (PE) Color: Natural |
| 1 | | 2 |   <p> $1/8"$ (3 mm) Hexagon hole Opposite side: $1/8"$ (3 mm) $5/16"$ (8 mm) $\phi 1/2"$ ($\phi 12$ mm) $1/16"$ (1.2 mm) $1/16"$ (1.2 mm) $3/8"$ (10 mm) M5 </p> | AL127-CH Material: Steel (SWCH) Finishing/Color: Colored Chromate (Trivalent)/White Dedicated bolt for hanging adjustment |