

POCKET DOOR SYSTEM (OVERLAY)

ALT-ST15-D10

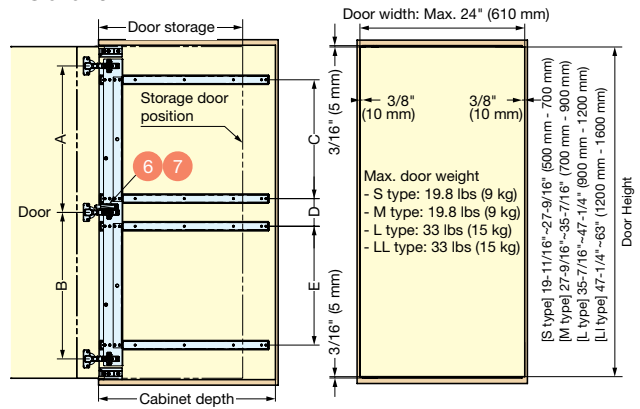
CABINET POCKET DOOR HARDWARE

POCKET DOOR SYSTEM

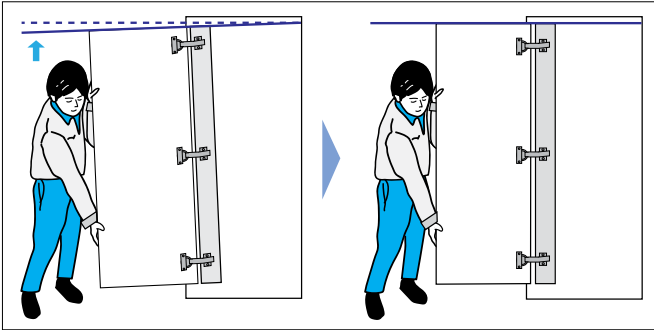


- Overlay Pocket Door System with door alignment adjustability.
- Overlay amount is up to 3/8" (10 mm).
- Overlay damper unit with adjustment screw included with package.
- Hinges include an integrated catch function; for catch-only applications, do not install the damper.
- The hanging angle of the door can be easily adjusted to counteract and prevent door sag. When installing, the door can be lifted upward into 5 positions.
- The sliding system allows doors to recede inside cabinets. Doors will occupy minimal amount of space, providing full access to cabinet interior.
- Available slide lengths: 16", 19", 22", 24" and 28".
- The fittings allow the door to retract further into the cabinet than the ALTST20-D10.
- Durability: successfully passed 40,000 open/close private cycles.

Installation

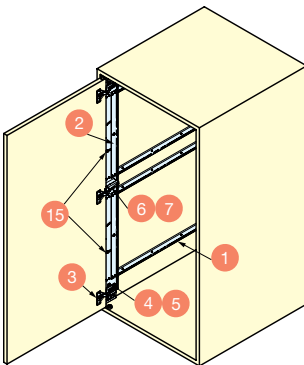


Easy Door Alignment Adjustment



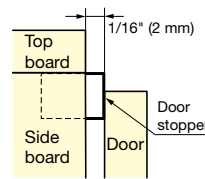
When installing, you can adjust the hanging angle just by lifting up the door.

Installation Example



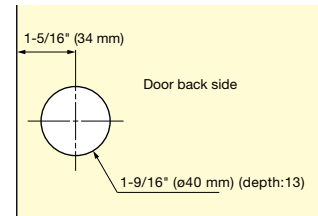
- Number of slides
- S type : 2 pcs
- M type : 2 pcs
- L type : 4 pcs
- LL type : 4 pcs

Use on Double Doors



Set a door bumper or stopper on the leading edge side to prevent contact between door and side board.

Cut Out Dimensions



To determine the exact protrusion of a fully pocketed door from the cabinet face, apply the following formula:

$$\text{Protrusion} = \text{Door Width} - \text{Door Storage Amount}$$

Last Digits of Item Name (Parts Set)	Door Storage Amount	Min. Cabinet Depth
16	12-3/8" (315 mm)	16-9/16" (420 mm)
19	15-3/8" (391 mm)	19-1/2" (496 mm)
22	18-3/8" (467 mm)	22-1/2" (572 mm)
24	20-3/8" (518 mm)	24-1/2" (623 mm)
28	24-7/16" (620 mm)	28-9/16" (725 mm)

	ALT-ST15-D10S (2 slides)	ALT-ST15-D10M (2 slides)	ALT-ST15-D10L (4 slides)	ALT-ST15-D10LL (4 slides)
Door Width	Max. 24" (610 mm)			
Door Height	19-11/16"~27-9/16" (500 - 700 mm)	27-9/16"~35-7/16" (700 - 900 mm)	35-7/16"~47-1/4" (900 - 1200 mm)	47-1/4"~63" (1200 - 1600 mm)
Door Thickness	11/16"~13/16" (18 - 20 mm)			
Door Weight	Max. 19.8 lbs (9 kg)		Max. 33 lbs (15 kg)	

Type	Hinge Pitch			Slide Pitch		
	A	B	C	D	E	
S Type	14-3/16" (360 mm)	-	10-1/4" (260 mm)	-	-	
M Type	22-1/16" (560 mm)	-	18-1/8" (460 mm)	-	-	
L Type	14-15/16" (380 mm)	14-15/16" (380 mm)	10-1/4" (260 mm)	5-1/2" (140 mm)	10-1/4" (260 mm)	
LL Type	20-7/8" (530 mm)	20-7/8" (530 mm)	16-15/16" (430 mm)	3-15/16" (100 mm)	16-15/16" (430 mm)	

How to Order ALT-ST15-D10

Parts set Not optional. Each set includes required parts.

Type	Door Spec (Thickness: 11/16"~13/16" (18 - 20 mm))	C Door Storage	D Min. Cabinet Depth	Item Name
S	<p>W= Max. 24" (610 mm) Weight= Max. 19.8 lbs (9 kg) H= 19-11/16"~27-9/16" (500-700 mm)</p>	12-3/8" (315 mm)	16-9/16" (420 mm)	ALT-ST15-D10S-16
		15-3/8" (391 mm)	19-1/2" (496 mm)	ALT-ST15-D10S-19
		18-3/8" (467 mm)	22-1/2" (572 mm)	ALT-ST15-D10S-22
		20-3/8" (518 mm)	24-1/2" (623 mm)	ALT-ST15-D10S-24
		24-7/16" (620 mm)	28-9/16" (725 mm)	ALT-ST15-D10S-28
M	<p>W= Max. 24" (610 mm) Weight= Max. 19.8 lbs (9 kg) H= 27-9/16"~35-7/16" (700-900 mm)</p>	12-3/8" (315 mm)	16-9/16" (420 mm)	ALT-ST15-D10M-16
		15-3/8" (391 mm)	19-1/2" (496 mm)	ALT-ST15-D10M-19
		18-3/8" (467 mm)	22-1/2" (572 mm)	ALT-ST15-D10M-22
		20-3/8" (518 mm)	24-1/2" (623 mm)	ALT-ST15-D10M-24
		24-7/16" (620 mm)	28-9/16" (725 mm)	ALT-ST15-D10M-28
L	<p>W= Max. 24" (610 mm) Weight= Max. 33 lbs (15 kg) H= 35-7/16"~47-1/4" (900-1200 mm)</p>	12-3/8" (315 mm)	16-9/16" (420 mm)	ALT-ST15-D10L-16
		15-3/8" (391 mm)	19-1/2" (496 mm)	ALT-ST15-D10L-19
		18-3/8" (467 mm)	22-1/2" (572 mm)	ALT-ST15-D10L-22
		20-3/8" (518 mm)	24-1/2" (623 mm)	ALT-ST15-D10L-24
		24-7/16" (620 mm)	28-9/16" (725 mm)	ALT-ST15-D10L-28
LL	<p>W= Max. 24" (610 mm) Weight= Max. 33 lbs (15 kg) H= 47-1/4"~63" (1200-1600 mm)</p>	12-3/8" (315 mm)	16-9/16" (420 mm)	ALT-ST15-D10LL-16
		15-3/8" (391 mm)	19-1/2" (496 mm)	ALT-ST15-D10LL-19
		18-3/8" (467 mm)	22-1/2" (572 mm)	ALT-ST15-D10LL-22
		20-3/8" (518 mm)	24-1/2" (623 mm)	ALT-ST15-D10LL-24
		24-7/16" (620 mm)	28-9/16" (725 mm)	ALT-ST15-D10LL-28

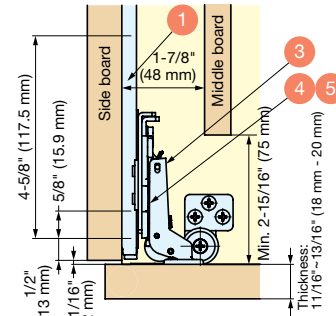
Item Name of Parts Set

ALT-ST15-D10 S - 16

Type Name _____
Slide Length _____

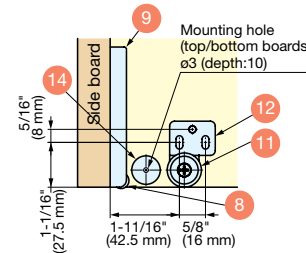
Installation of Slide

Cross section a: Slide/hinge mounting

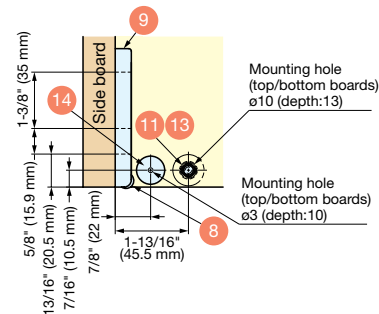


To hide the metal fittings, install a middle board (not included).
(An attachable/detachable middle board is recommended for easier maintenance.)

Cross section b: For roller bracket mounting

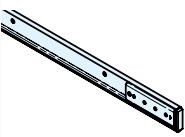
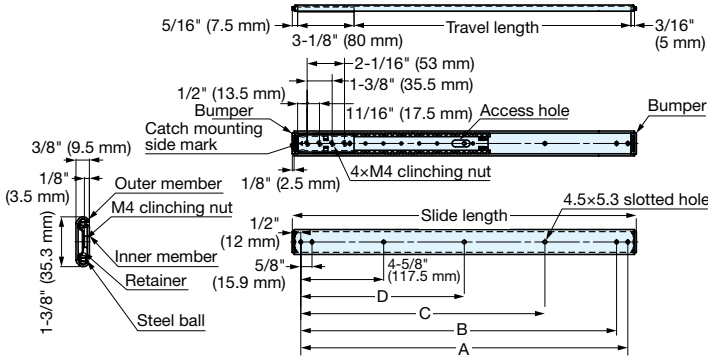
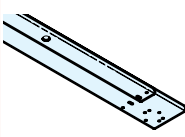
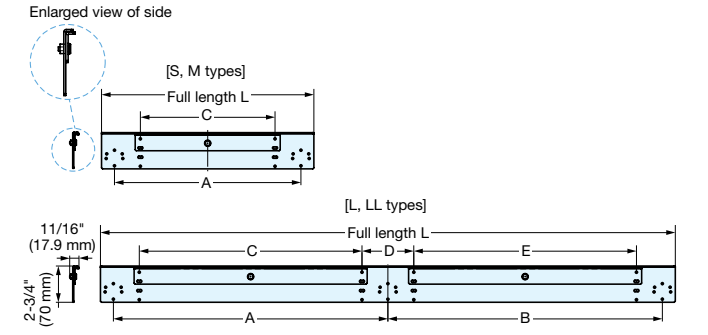


Cross section b: For mounting with female screw



ALT-ST15-D10 Parts Set Details


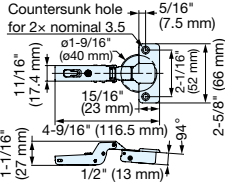
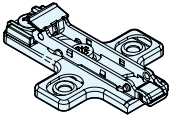
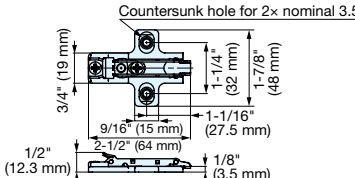
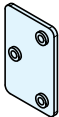
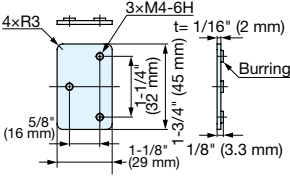
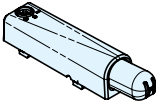
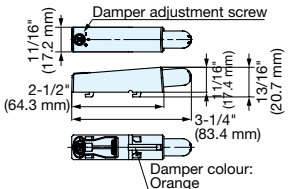
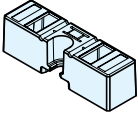
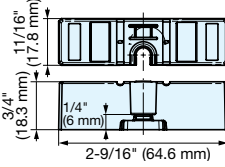

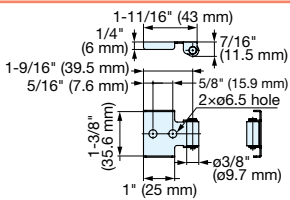

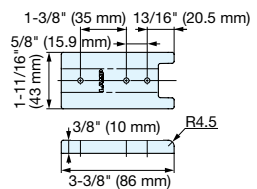





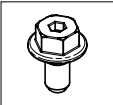
The following 1 - 19 show detailed information on the set codes included on the previous page.

No.	Qty				Parts	Dimensions	Item Name																																					
	S	M	L	LL																																								
1	2	4	 <p>Slide</p> <p>The item number with the same last digits as those of the set item number is included in each set. Mount the track so that the catch mounting side mark is located on the front side of the cabinet.</p>		 <p>5/16" (7.5 mm) Travel length 3/16" (5 mm)</p> <p>3-1/8" (80 mm) 2-1/16" (53 mm) 1-3/8" (35.5 mm) 1 1/16" (17.5 mm) Access hole Bumper</p> <p>1/2" (13.5 mm) Bumper 1/8" (2.5 mm) 4xM4 clinching nut</p> <p>3/8" (9.5 mm) Catch mounting side mark 1/8" (2.5 mm) 4.5x5.3 slotted hole</p> <p>1/8" (3.5 mm) Outer member 1/2" (12 mm) Slide length</p> <p>M4 clinching nut Inner member 5/8" (15.9 mm) 4-5/8" (117.5 mm)</p> <p>1-3/8" (35.3 mm) Retainer Steel ball</p> <p>D C B A</p>	AL80C-16																																						
						AL80C-19																																						
						AL80C-22																																						
						AL80C-24																																						
						AL80C-28																																						
						Material: Steel Finish: Chromate																																						
2	1	 <p>Synchronized board</p> <p>The end of the item number indicates the corresponding size.</p>		 <p>Enlarged view of side</p> <p>[S, M types] Full length L C A</p> <p>[L, LL types] Full length L C D E B</p> <p>11/16" (17.9 mm) 2-3/4" (70 mm)</p>	ALT-ST15-S																																							
					ALT-ST15-M																																							
					ALT-ST15-L																																							
					ALT-ST15-LL																																							
					Material: Aluminum Alloy Finish: Silver Anodized																																							
				<table border="1"> <thead> <tr> <th rowspan="2">Item Name</th> <th colspan="2">Hinge Pitch</th> <th colspan="3">Slide Pitch</th> <th rowspan="2">Full Length L</th> </tr> <tr> <th>A</th> <th>B</th> <th>C</th> <th>D</th> <th>E</th> </tr> </thead> <tbody> <tr> <td>ALT-ST15-S</td> <td>14-3/16" (360 mm)</td> <td>-</td> <td>10-1/4" (260 mm)</td> <td>-</td> <td>-</td> <td>16-1/8" (410 mm)</td> </tr> <tr> <td>ALT-ST15-M</td> <td>22-1/16" (560 mm)</td> <td>-</td> <td>18-1/8" (460 mm)</td> <td>-</td> <td>-</td> <td>24" (610 mm)</td> </tr> <tr> <td>ALT-ST15-L</td> <td>14-15/16" (380 mm)</td> <td>14-15/16" (380 mm)</td> <td>10-1/4" (260 mm)</td> <td>5-1/2" (140 mm)</td> <td>10-1/4" (260 mm)</td> <td>31-7/8" (810 mm)</td> </tr> <tr> <td>ALT-ST15-LL</td> <td>20-7/8" (530 mm)</td> <td>20-7/8" (530 mm)</td> <td>16-15/16" (430 mm)</td> <td>3-15/16" (100 mm)</td> <td>16-15/16" (430 mm)</td> <td>43-11/16" (1110 mm)</td> </tr> </tbody> </table>	Item Name	Hinge Pitch		Slide Pitch			Full Length L	A	B	C	D	E	ALT-ST15-S	14-3/16" (360 mm)	-	10-1/4" (260 mm)	-	-	16-1/8" (410 mm)	ALT-ST15-M	22-1/16" (560 mm)	-	18-1/8" (460 mm)	-	-	24" (610 mm)	ALT-ST15-L	14-15/16" (380 mm)	14-15/16" (380 mm)	10-1/4" (260 mm)	5-1/2" (140 mm)	10-1/4" (260 mm)	31-7/8" (810 mm)	ALT-ST15-LL	20-7/8" (530 mm)	20-7/8" (530 mm)	16-15/16" (430 mm)	3-15/16" (100 mm)	16-15/16" (430 mm)	43-11/16" (1110 mm)
Item Name	Hinge Pitch		Slide Pitch			Full Length L																																						
	A	B	C	D	E																																							
ALT-ST15-S	14-3/16" (360 mm)	-	10-1/4" (260 mm)	-	-	16-1/8" (410 mm)																																						
ALT-ST15-M	22-1/16" (560 mm)	-	18-1/8" (460 mm)	-	-	24" (610 mm)																																						
ALT-ST15-L	14-15/16" (380 mm)	14-15/16" (380 mm)	10-1/4" (260 mm)	5-1/2" (140 mm)	10-1/4" (260 mm)	31-7/8" (810 mm)																																						
ALT-ST15-LL	20-7/8" (530 mm)	20-7/8" (530 mm)	16-15/16" (430 mm)	3-15/16" (100 mm)	16-15/16" (430 mm)	43-11/16" (1110 mm)																																						

*For information on how to mount the parts and the quantities of the parts included in each parts set, please see the instructions.


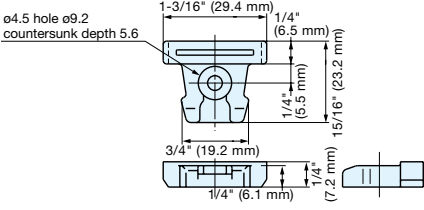

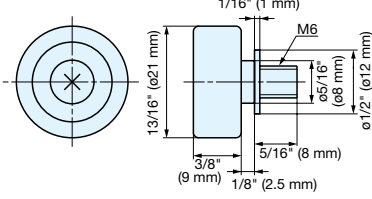

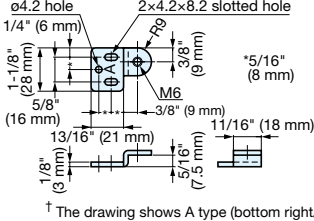

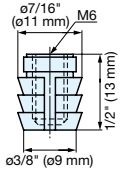

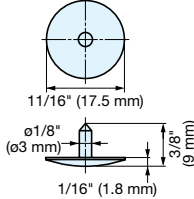
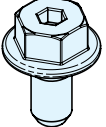
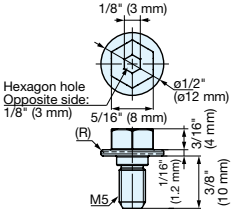
ALT-ST15-D10 Parts Set Details

The following ①-⑮ show detailed information on the set codes included on the previous page.

No.	Qty				Parts	Dimensions	Item Name					
	S	M	L	LL								
③	2		3		Hinge body (with catch) 	 <p>Countersunk hole for 2x nominal 3.5 5/16" (7.5 mm) 11/16" (17.4 mm) 15/16" (23 mm) 1-1/16" (27 mm) 4-9/16" (116.5 mm) 1-1/16" (27 mm) 1/2" (13 mm) 2-1/16" (52 mm) 2-5/8" (66 mm) 94°</p>	SCAF-7G99 Material: Zinc Alloy (ZDC) Finish: Nickel					
④	2		3		Hinge mounting plate 	 <p>Countersunk hole for 2x nominal 3.5 3/4" (19 mm) 1-1/4" (32 mm) 1-7/8" (48 mm) 1-1/16" (27.5 mm) 9/16" (15 mm) 2-1/2" (64 mm) 1/2" (12.3 mm) 1/8" (3.5 mm)</p>	SBAR3R Material: Zinc Alloy (ZDC) Finish: Nickel					
⑤	2		3		Mounting plate mounting plate 	 <p>4xR3 3xM4-6H 1/16" (2 mm) 1/4" (6 mm) 3/4" (19 mm) 5/8" (16 mm) 1-1/8" (29 mm) 1-3/4" (45 mm) 1/8" (3.3 mm) Burring</p>	ALT-MP32 Material: Stainless Steel Finish: Barrel Polished					
⑥		1			Damper unit 	 <p>Damper adjustment screw 11/16" (17.2 mm) 2-1/2" (64.3 mm) 3-1/4" (83.4 mm) 1-1/8" (17.4 mm) 13/16" (20.7 mm) Damper colour: Orange</p>	SD0S8SNG Material: Zinc Alloy Finish: Nickel					
⑦		1			Damper base 	 <p>11/16" (17.8 mm) 3/4" (18.3 mm) 1/4" (6 mm) 2-9/16" (64.6 mm)</p>	SDARX99 Material: Zinc Alloy Finish: Nickel					
⑧	2		3		Stopper 	 <p>1-11/16" (43 mm) 1/4" (6 mm) 7/16" (11.5 mm) 1-9/16" (39.5 mm) 5/16" (7.6 mm) 5/8" (15.9 mm) 2xø6.5 hole 1-3/8" (35.6 mm) 1" (25 mm) ø3/8" (ø9.7 mm)</p>	ALT-ADS Material: Steel/Ethylene Propylene Rubber (EPDM) Finishing/Color: Gloss Chromate/White					
⑨		2			Protector 	 <p>1-3/8" (35 mm) 13/16" (20.5 mm) 5/8" (15.9 mm) 1-11/16" (43 mm) 3/8" (10 mm) R4.5 3-3/8" (86 mm)</p>	ALT-ADP Material: Polyacetal (POM) Color: Grey Helps prevent door damage.					
⑩ - ⑮		1			Parts set ⑩ Catch  ⑪ Roller  ⑫ Roller bracket  ⑬ Insert female screw  ⑭ G-type sliding tack  ⑮ Adjustment bolt 	<table border="1"> <tr> <td>S type</td> <td rowspan="2">ALT-ST15-D10-MP</td> </tr> <tr> <td>M type</td> </tr> <tr> <td>L type</td> <td rowspan="2">ALT-ST15-D10-LLP</td> </tr> <tr> <td>LL type</td> </tr> </table> <p>Necessary types and numbers of screws and hexagon wrenches are included.</p>	S type	ALT-ST15-D10-MP	M type	L type	ALT-ST15-D10-LLP	LL type
S type	ALT-ST15-D10-MP											
M type												
L type	ALT-ST15-D10-LLP											
LL type												

ALT-ST15, ALT-ST20 Parts Set Details

Detailed information on the parts sets used for ALT-ST15 and ALT-ST20

Qty		Parts	Dimensions	Item Name
S type	M type			
2		3	  <p> $\phi 4.5$ hole $\phi 9.2$ countersunk depth 5.6 1-3/16" (29.4 mm) 1/4" (6.5 mm) 1/4" (6.5 mm) 15/16" (23.2 mm) 3/4" (19.2 mm) 1/4" (6.1 mm) 1/4" (7.2 mm) </p>	AL127-CH Material: Polyurethane (PUR) Color: Black
	2		  <p> 1/16" (1 mm) M6 $\phi 5/16"$ ($\phi 8$ mm) $\phi 1/2"$ ($\phi 12$ mm) 13/16" ($\phi 21$ mm) 3/8" (9 mm) 5/16" (8 mm) 1/8" (2.5 mm) </p>	DU19-B4SBR Material: Ethylene Propylene Rubber (EPDM)/Steel Finishing/Color: Gloss Chromate/White
	Left/Right 1 each		  <p> $\phi 4.2$ hole 1/4" (6 mm) 2x4.2x8.2 slotted hole 1-1/8" (28 mm) 5/8" (16 mm) 3/8" (9 mm) 5/16" (8 mm) 13/16" (21 mm) 1/8" (3 mm) 5/16" (7.5 mm) 11/16" (18 mm) </p> <p>† The drawing shows A type (bottom right/upper left)</p>	ALT-2V-AB † Type A (bottom right/ upper left) ALT-2V-BB † Type B (upper right/bottom left) Material: Steel Finish: Colored Chromate
	2		  <p> $\phi 7/16"$ ($\phi 11$ mm) M6 1/2" (13 mm) $\phi 3/8"$ ($\phi 9$ mm) </p>	SC-107-13 Material: Polyamide (PA) Color: White
	2		  <p> 11/16" (17.5 mm) $\phi 1/8"$ ($\phi 3$ mm) 3/8" (9 mm) 1/16" (1.8 mm) </p>	G-175 Material: Polyethylene (PE) Color: Natural
1		2	  <p> 1/8" (3 mm) Hexagon hole Opposite side: 1/8" (3 mm) $\phi 1/2"$ ($\phi 12$ mm) 5/16" (8 mm) 1/16" (1.2 mm) 1/16" (4 mm) 3/8" (10 mm) M5 </p>	ALT-AB M5 Material: Steel (SWCH) Finishing/Color: Colored Chromate (Trivalent)/White Dedicated bolt for hanging adjustment