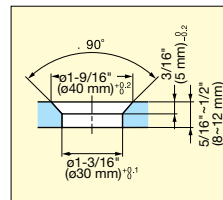
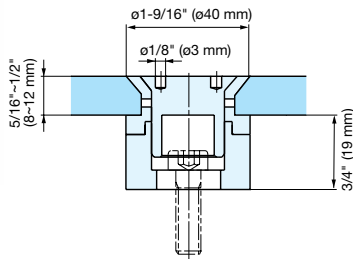




GLASS STANDOFF



7000VA



Cut Out Dimension

- Flush mount type glass standoff.
- Recommended Screw Size: M8 bolt
- Longer base 3-1/8"~7-1/16" (80~180 mm) available as special order.
- Recommended for use with tempered glass.



Z058

* Special wrench Z058 required for installation. (Sold Separately)

Item No.	Glass Thickness	Weight (g)	Box (pcs)	Carton (pcs)
7000VA	5/16"~1/2" (8~12 mm)	167	4	40

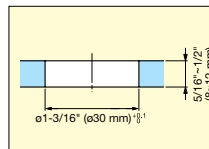
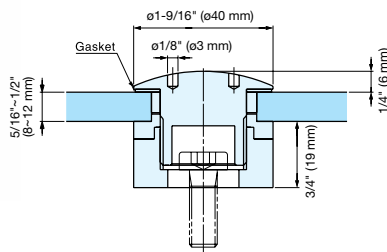
Material	Finish
302 Stainless Steel/Aluminum	Satin



GLASS STANDOFF



7005VA



Cut Out Dimension

- Glass standoff with round face plate.
- Recommended Screw Size: M8 bolt
- Longer base 3-1/8"~7-1/16" (80~180 mm)
- Recommended for use with tempered glass.



Z058

* Special wrench Z058 required for installation. (Sold Separately)

Item No.	Glass Thickness (mm)	Weight (g)	Box (pcs)	Carton (pcs)
7005VA	5/16"~1/2" (8~12 mm)	192	4	40

Material	Finish
302 Stainless Steel/Aluminum	Satin