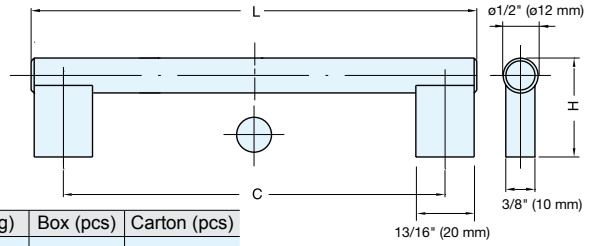


## HANDLE (1/2" BAR PULL)



## 16 SERIES



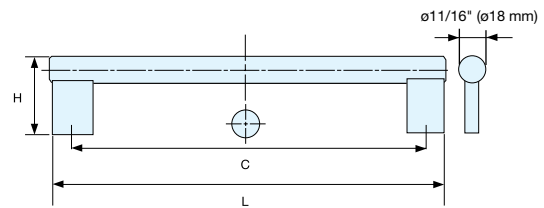
Item No.	L	C	H	Weight (g)	Box (pcs)	Carton (pcs)
1646-S	4-5/8" (118 mm)	3-25/32" (96 mm)	1-5/16" (34 mm)	62	25	250
1647-S	5-15/16" (150 mm)	5-1/32" (128 mm)		70		
1648-S	7-3/16" (182 mm)	6-5/16" (160 mm)		85		
1650-S	8-7/16" (214 mm)	7-9/16" (192 mm)		94		
1651-S	12-3/8" (314 mm)	11-7/16" (292 mm)		121		
1652-S	13-7/16" (342 mm)	12-9/16" (320 mm)		128		
1653-S	14-5/16" (364 mm)	13-7/16" (342 mm)		134		
1654-S	16-5/16" (414 mm)	15-7/16" (392 mm)		148		
1655-S	20-1/4" (514 mm)	19-3/8" (492 mm)		175		
1656-S	24-3/16" (614 mm)	23-5/16" (592 mm)		202		

Material	Finish
304 Stainless Steel	Satin

## HANDLE (11/16" BAR PULL)



## 27 SERIES



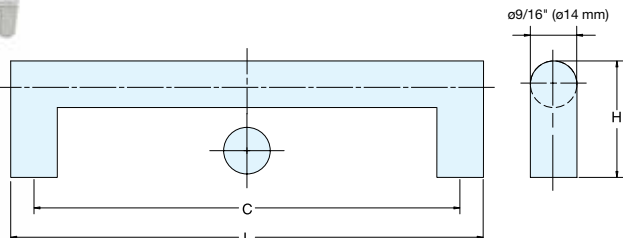
Item No.	L	C	H	Weight (g)	Box (pcs)	Carton (pcs)
27096-S	5-1/16" (128 mm)	3-3/4" (96 mm)	1-3/4" (44 mm)	140	15	150
27128-S	6-5/16" (160 mm)	5-1/16" (128 mm)		152		
27160-S	7-9/16" (192 mm)	6-5/16" (160 mm)		170		
27192-S	8-13/16" (224 mm)	7-9/16" (192 mm)		183		
27292-S	12-3/4" (324 mm)	11-7/16" (292 mm)		225		
27320-S	13-7/8" (352 mm)	12-9/16" (320 mm)		237		
27342-S	14-3/4" (374 mm)	13-7/16" (342 mm)		245		
27392-S	16-11/16" (424 mm)	15-7/16" (392 mm)		267		
27492-S	20-5/8" (524 mm)	19-3/8" (492 mm)		309		
27592-S	24-9/16" (624 mm)	23-5/16" (592 mm)		351		

Material	Finish
304 Stainless Steel	Satin

## HANDLE (MITERED CORNER)



## DIH



Item No.	L	C	H	Weight (g)	Box (pcs)	Carton (pcs)
DIH-096	4-5/16" (110 mm)	3-3/4" (96 mm)	1-3/8" (35 mm)	57	25	250
DIH-128	5-9/16" (142 mm)	5-1/16" (128 mm)		66		
DIH-192	8-1/8" (206 mm)	7-9/16" (192 mm)		83		
DIH-342	14" (356 mm)	13-7/16" (342 mm)		123		
DIH-492	19-15/16" (506 mm)	19-3/8" (492 mm)		163		
DIH-592	23-7/8" (606 mm)	23-5/16" (592 mm)		189		

Material	Finish
304 Stainless Steel	Satin