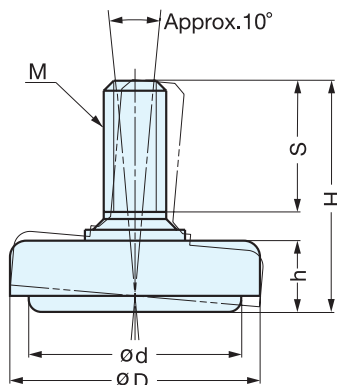


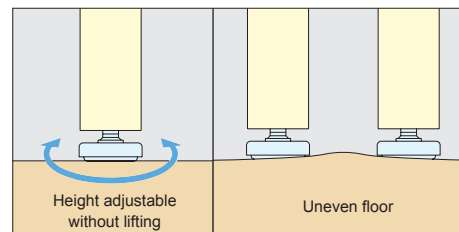
LEVELING GLIDE



MKP



- Double structure of cover/bolt and base allow easy height adjustment without lifting the leg.
- Swivels approximately 10° to compensate for uneven floors.
- Includes slide base KD-555-28(P.667) at no charge.



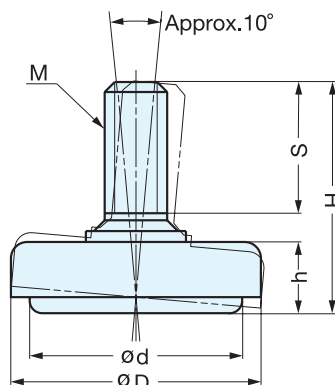
Material	Steel
Finish	Chrome

Item No.	M	D	d	H	h	S	Load Capacity (kg)	Weight (g)	Box (pcs)	Carton (pcs)
MKP-32	W3/8-16	32 (1-17/64")	27	36.0 (1-27/64")	11.0	21	160 (352 lbs)	44	80	480
MKP-40	W3/8-16	40 (1-37/64")	34	37.0 (1-29/64")	11.4	21	160 (352 lbs)	65	50	300
MKP-50	W3/8-16	50 (1-31/32")	44	37.5 (1-15/32")	11.5	21	120 (264 lbs)	90	20	120

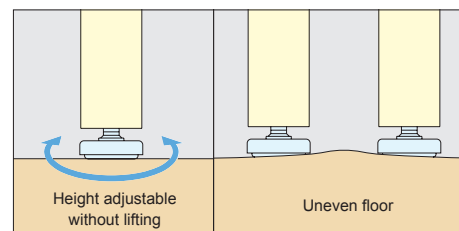
STAINLESS STEEL LEVELING GLIDE



MKPS



- Double structure of cover/bolt and base allow easy height adjustment without lifting the leg.
- Swivels approximately 10° to compensate for uneven floors.
- 304 stainless steel construction is ideal for humid environments or application where corrosion is an issue.



Material	Stainless Steel
Finish	Satin

Item No.	M	D	d	H	h	S	Load Capacity (kg)	Weight (g)	Box (pcs)	Carton (pcs)
MKPS-32N3	W3/8-16	32 (1-17/64")	27	36.0 (1-27/64")	11.0	21	200 (440 lbs)	50	60	480
MKPS-40N3	W3/8-16	40 (1-37/64")	34	37.0 (1-29/64")	11.4	21	320 (704 lbs)	70	40	320
MKPS-50N3	W3/8-16	50 (1-31/32")	44	37.5 (1-15/32")	11.5	21	360 (792 lbs)	95	30	240
MKPS-60M12	M12x1.75	60 (2-23/64")	54	51.5 (2-1/32")	11.5	35	400 (881 lbs)	140	15	120