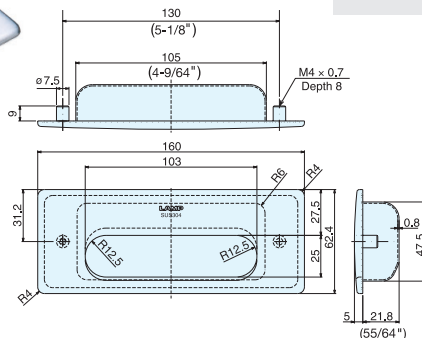


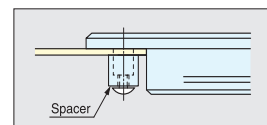
RECESSED PULL



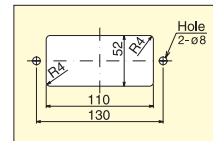
HH-KL160



- Ideal for harsh and high corrosive environments.
- Compliant with SEMI S8-0600 guideline.
- Spacer for sheet metal application sold separately.



(Optional : BSP-8) Sheet metal mounting application



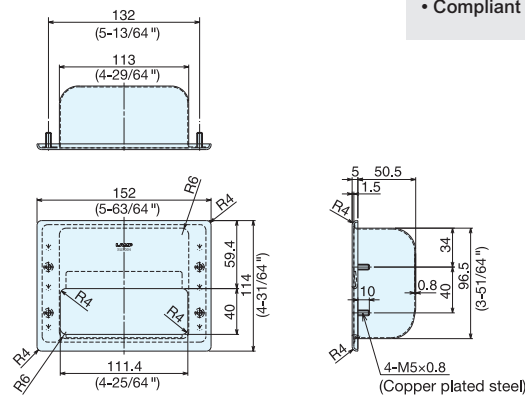
Cut Out Dimensions

Item No. HH-KL160	Weight (g) 260	Box (pcs) 8	Carton (pcs) 48	Material 304 Stainless Steel	Finish Satin
----------------------	-------------------	----------------	--------------------	---------------------------------	-----------------

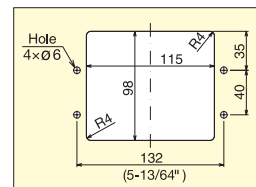
RECESSED PULL



HH-KP150



- Compliant with SEMI S8-0600 guideline.



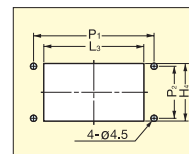
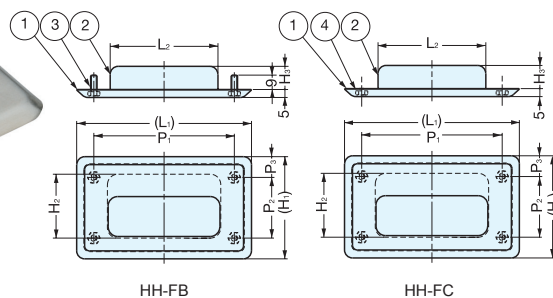
Cut Out Dimensions

Item No. HH-KP150	Weight (g) 390	Box (pcs) 5	Carton (pcs) 50	Material 304 Stainless Steel	Finish Satin
----------------------	-------------------	----------------	--------------------	---------------------------------	-----------------

RECESSED PULL



HH-FB, HH-FC



Cut Out Dimensions

No.	Part Name	Material	Finish
①	Front Plate	304 Stainless Steel	Mirror (M) Satin (S)
②	Back Cover		
③	M4 Stud		
④	M4 Nut		

Item No.	Stud/Nut	(L ₁)	L ₂	L ₃	(H ₁)	H ₂	H ₃	H ₄	P ₁	P ₂	(P ₃)	Weight (g)	
HH-FB-1/M	HH-FB-1/S	M4 Stud	138.0	96.0	99	88	62	21.0	64	110	65	11.5	170
HH-FC-1/M	HH-FC-1/S	M4 Nut											
HH-FB-2/M	HH-FB-2/S	M4 Stud	109.5	67.5	73	64	40	14.5	42	88	38	13.0	100
HH-FC-2/M	HH-FC-2/S	M4 Nut											
HH-FB-3/M	HH-FB-3/S	M4 Stud	94.0	61.0	63	60	43	12.0	45	76	32	14.5	80
HH-FC-3/M	HH-FC-3/S	M4 Nut											