

SYNCHRONIZED SLIDING DOOR HARDWARE (Door Weight 275 lbs per door) **SDR-A125SYN**

SLIDING & FOLDING DOOR HARDWARE

SYNCHRONIZED SLIDING DOOR HARDWARE (DOOR WEIGHT 275 LBS PER DOOR)



Type	SDR-A125SYN
	Bi-Parting Synchronizing
Track Mounting	Ceiling
Door Weight	Max. 275 lbs (125 kg)
Door Thickness	Min. 1-3/8" (35 mm)
Door Width	23-5/8" (600 mm) ~ 47-1/4" (1200 mm)


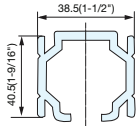
- 275 lbs (125 kg)
- Smooth Bi-Parting synchronized function
- Ceiling Mount
- Surface Mounted door brackets
- Double rollers with ball bearings
- Quiet precision movement
- Vertical Adjustment $\pm 1/8"$ (2.5 mm)

How to order



1. Choose track and track length
 - 1A. Select any optional parts for track
2. Select a hardware set

Ordering Information

1. Track Options

Track Type	Length	Item No.	Description
Standard Aluminum Track	118-1/8" (3000 mm)	SDR-A125-3000	 

1A Optional Parts for Track

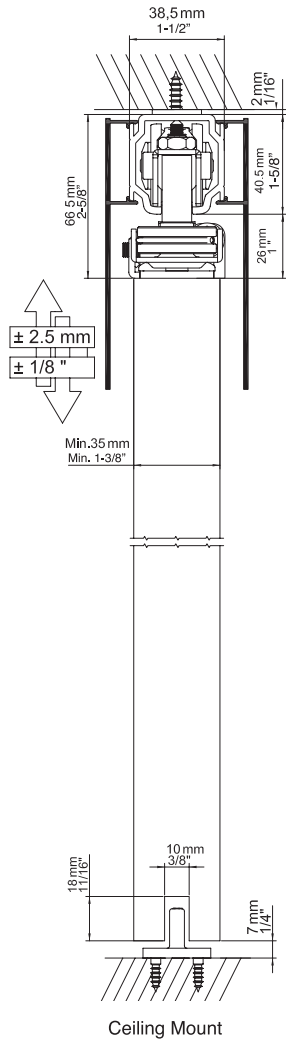
 SDR-A-125-10433 Anodized Aluminum Fascia (3000 mm)	 SDR-A81-6061 Aluminum Separator
--	---

* If installing fascia for ceiling mount, one per each fixing point

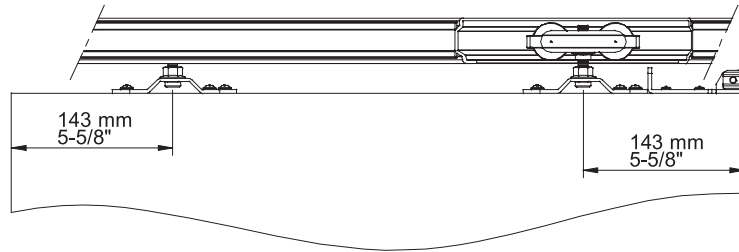
2. Hardware Set

Door Mount	Item No.	Set Details
Surface Bracket with Synchronized Bracket Set	SDR-A125SYN-KIT	 (2) SDR-A125TS-PRT + (1) SDR-A125SYN-PRT

TRACK MOUNTING OPTIONS

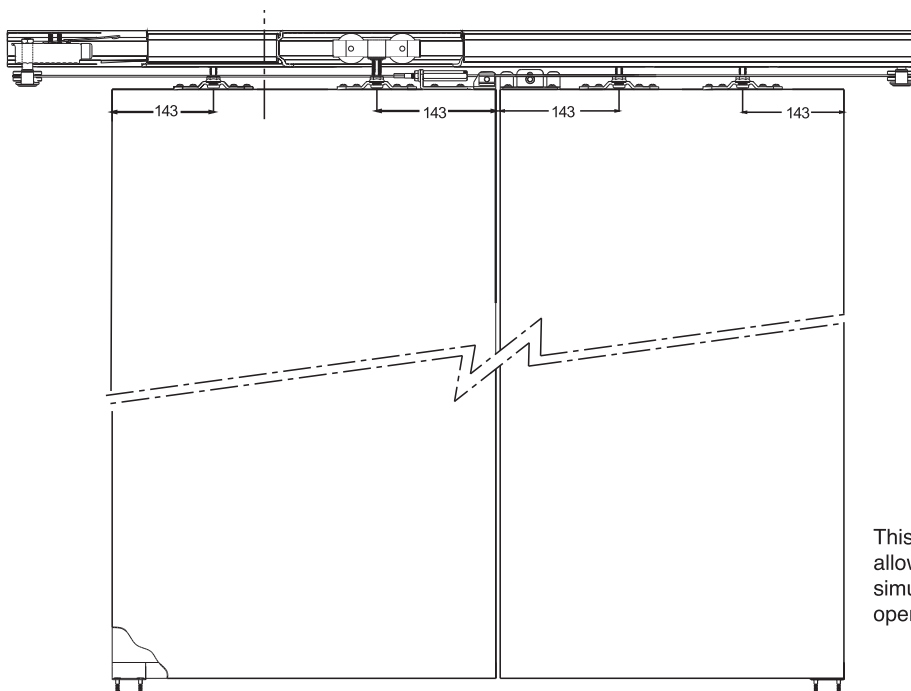
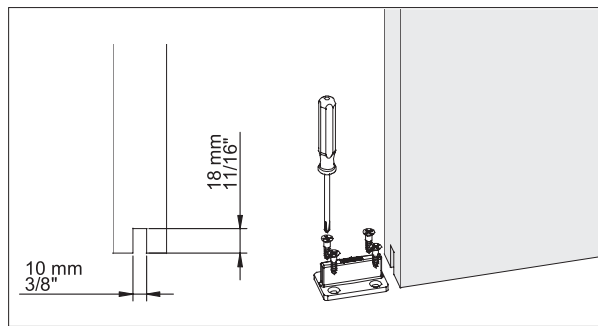


Ceiling Mount



The Bi-parting Synchronized door system allows for wider door openings in a variety of spaces. The top hung doors leave the floor free of tracks and make this system desirable for entrances to conference rooms, kitchen or bathrooms.

■ Floor Guide Installation



This synchronous system allows 2 sliding doors to open simultaneously. Can be applied to opening of 7' and 10-1/2'.