

RECESSED MOUNT SLIDING DOOR HARDWARE (Door Weight 200 lbs) SDR-RA80-RM



Type	SDR-RA80-RM	
	Recessed Mount Sliding Door	
Roller	Top Recessed	
Track Mounting	Ceiling	Wall w/Continuous Bracket
Door Weight	Max. 200 lbs (90 kg)	
Door Thickness	Min. 1-1/8" (28 mm)	
Door Width	Two-Way Soft Close Min. 33-7/16" (850 mm) Standard Close Min. 23-5/8" (600 mm)	


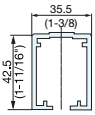

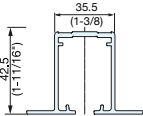
- 200 lbs (90kg)
- Ceiling and Barn Door Mount
- Recessed Mounted door brackets
- Double rollers with ball bearings
- Quiet precision movement
- Soft Close Feature
- Low profile minimum gap of 1/8" (3 mm)
- Vertical Adjustment $\pm 1/16"$ (1 mm)

How to order

1. Select track and track length
 - 1A. Select any optional parts for track
2. Choose a hardware set (dual soft closing or standard)

Ordering Information





1. Track Options

Track Type	Length	Item No.	Description
Standard Aluminum Track	78-3/4" (2000 mm)	SDR-RA80-2000	 
	118-1/8" (3000 mm)	SDR-RA80-3000	
False Ceiling Aluminum Track	78-3/4" (2000 mm)	SDR-RA80-TC-2000	 

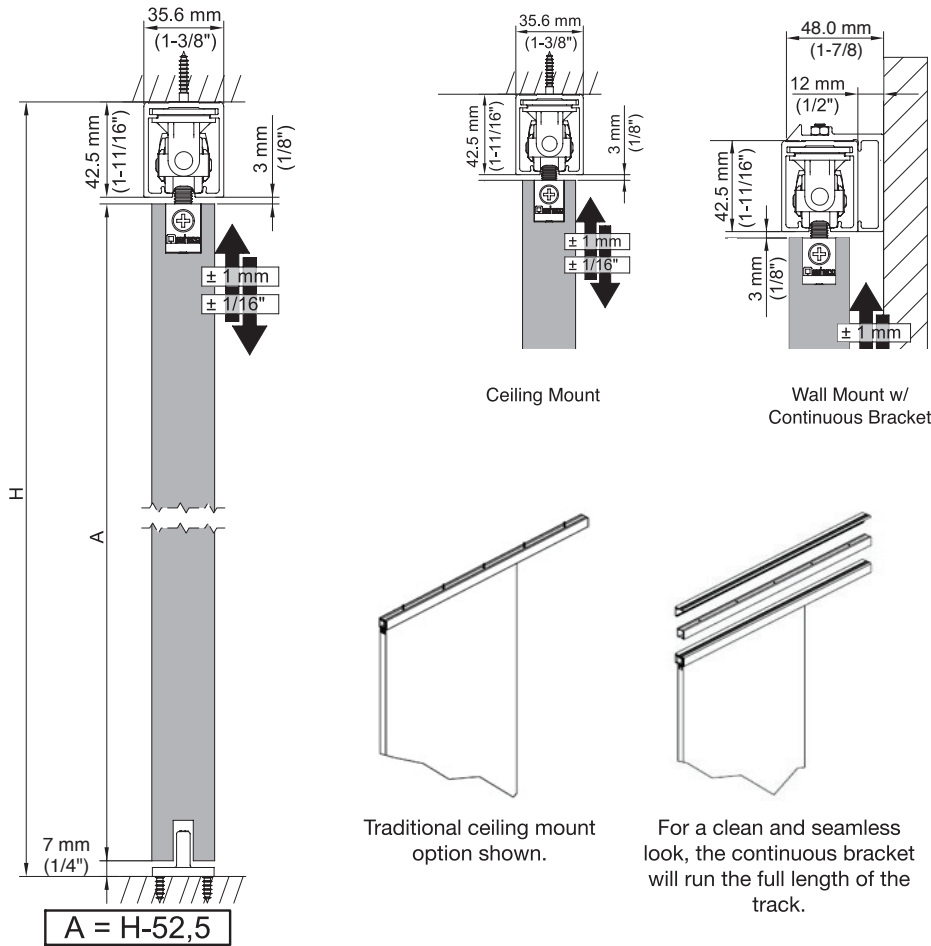
1A Optional Parts for Track

 SDR-RA80WL-2000 SDR-RA80WL-3000 Wall Mount Bracket	 SDR-RA80-8083 End Cover for Track	 SDR-RA80-8085 End Cover for Track & Wall Mount Bracket	 SDR-A-4140 Bottom Guide Roller	 SDR-A-4131 Bottom Guide Channel
---	---	---	---	---

2. Hardware Set

Closing Feature	Item No.	Set Details
Two-Way Soft Close	SDR-RA80-RM-DSC	 +  (1) SDR-RA80-8084 Recessed Bracket (2) SDR-RA80-8006 Soft Close Rollers
Standard Closing	SDR-RA80-RM-RR	 +  (1) SDR-RA80-8084 Recessed Bracket (2) SDR-RA80-8080 Standard Rollers

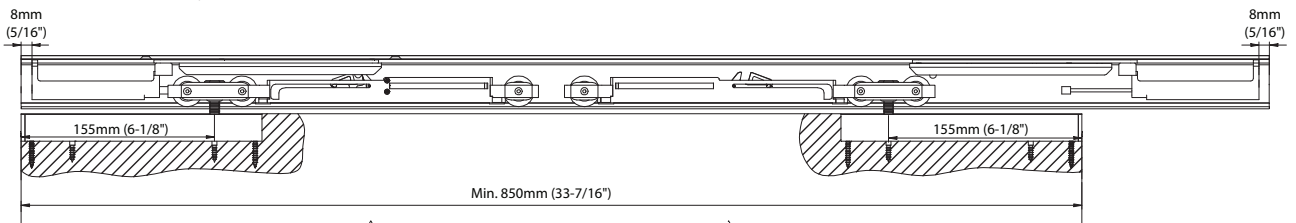
TRACK MOUNTING OPTIONS



Track Details

Two-Way Soft Close

* Complete smooth and silent soft close motion in both directions



Standard Closing

