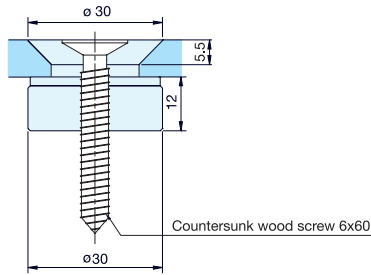




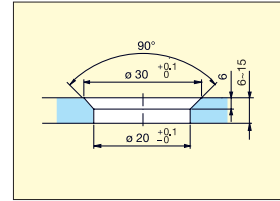
# GLASS STANDOFF



## 7051EO



- Flush mount type glass standoff.
- Recommended for use with tempered glass.



Cut Out Dimension

Item No.	Glass Thickness (mm)	Weight (g)	Box (pcs)	Carton (pcs)
7051EO	6~15	67	10	100

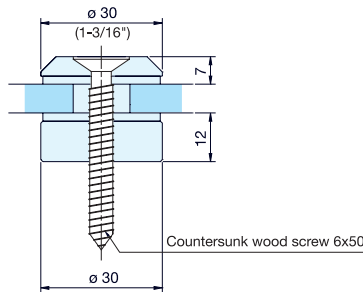
Material	Finish
304 Stainless Steel/Aluminum	Satin



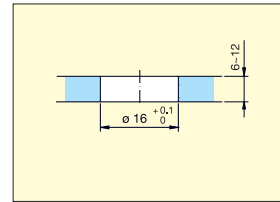
# GLASS STANDOFF



## 7083VA



- Glass standoff with round face plate.
- Recommended for use with tempered glass.



Cut Out Dimension

Item No.	Glass Thickness (mm)	Weight (g)	Box (pcs)	Carton (pcs)
7083VA	6~12	84	10	100

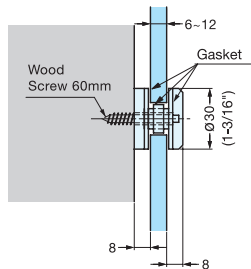
Material	Finish
304 Stainless Steel	Satin



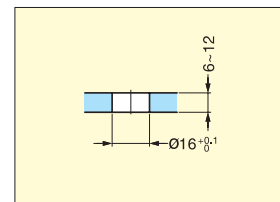
# GLASS STANDOFF



## 4872



- Glass standoff with plain flat face plate.
- Supplied with 60 mm length wood screw.
- Recommended for use with tempered glass.



Cut Out Dimension



Z057  
\* Special wrench Z057 required for installation. (Sold Separately)

Item No.	Glass Thickness (mm)	Weight (g)	Box (pcs)	Carton (pcs)
4872ZN1	6~12	80	10	100
4872ZN5				

Material	Finish
Zinc Alloy	Matte Chrome
	Chrome