


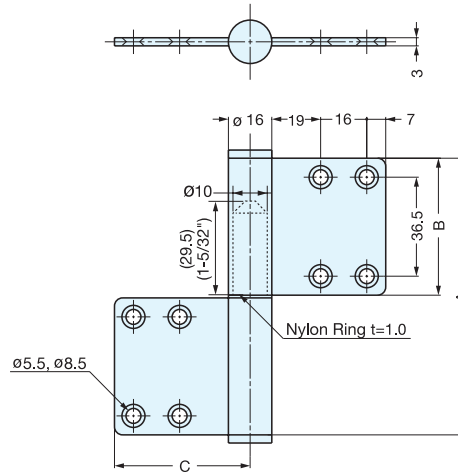
LIFT-OFF HINGE



S-6173-2



- Screw hole is countersunk from both sides.
- Non-handed.
- Door weight: Max. 40 kg/pair (88 lbs/pair)




Material	Finish
304 Stainless Steel	Satin

Item No.	A	B	C	Weight (g)	Box (pcs)	Carton (pcs)
S-6173-2	102 (4-1/64")	50.5 (1-63/64")	50 (1-31/32")	240	12	60

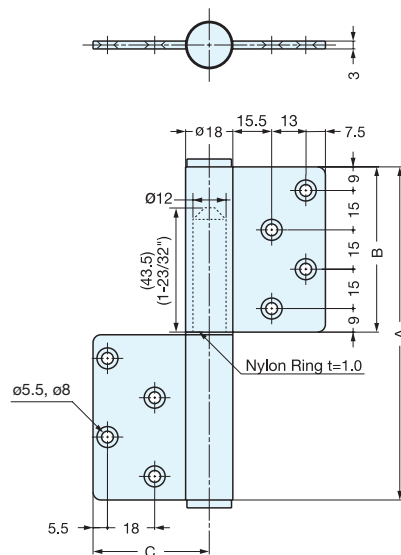
LIFT-OFF HINGE



S-6173-5



- Screw hole is countersunk from both sides.
- Non-handed.
- Door weight: Max. 50 kg/pair (110 lbs/pair)



Material	Finish
304 Stainless Steel	Satin

Item No.	A	B	C	Weight (g)	Box (pcs)	Carton (pcs)
S-6173-5	127 (5")	63 (2-31/64")	45 (1-25/32")	330	8	40