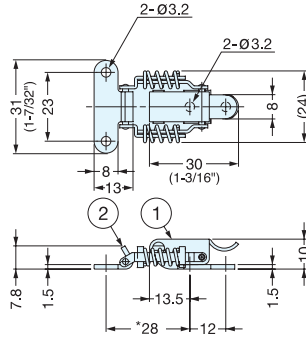



# COMPRESSION DRAW LATCH



## SCC-30/SS



- Spring loaded design compensates for tolerance and vibrations.
- Provides constant hold tension for secure latching.

\*Dimensions shown are for clamping force of "0".

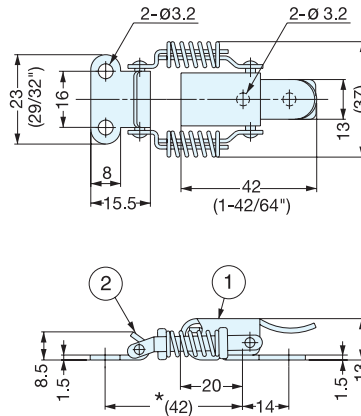
Item No.	Weight (g)	Box (pcs)	Carton (pcs)
SCC-30/SS	32	100	400

No.	Part Name	Material	Finish
①	Body	304 Stainless Steel	Polished
②	Counterplate	304 Stainless Steel	Polished

# COMPRESSION DRAW LATCH



## SCC-40/SS



- Spring loaded design compensates for tolerance and vibrations.
- Provides constant hold tension for secure latching.

\*Dimensions shown are for clamping force of "0".

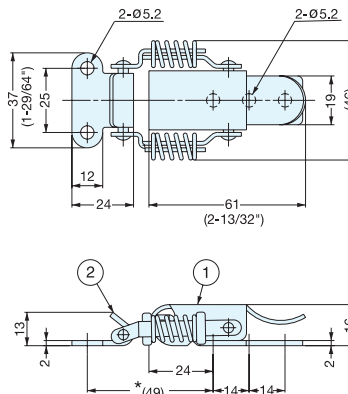
Item No.	Weight (g)	Box (pcs)	Carton (pcs)
SCC-40/SS	42	100	400

No.	Part Name	Material	Finish
①	Body	304 Stainless Steel	Polished
②	Counterplate	304 Stainless Steel	Polished

# COMPRESSION DRAW LATCH



## SCC-60/SS



- Spring loaded design compensates for tolerance and vibrations.
- Provides constant hold tension for secure latching.

\*Dimensions shown are for clamping force of "0".

Item No.	Weight (g)	Box (pcs)	Carton (pcs)
SCC-60/SS	85	40	160

No.	Part Name	Material	Finish
①	Body	304 Stainless Steel	Polished
②	Counterplate	304 Stainless Steel	Polished