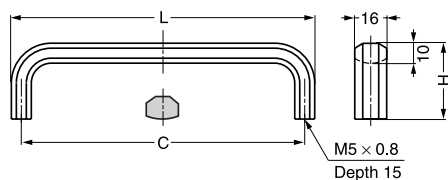


## CU SERIES HANDLE

Material: 303 Stainless Steel

Finish: Mirror and Satin Combination

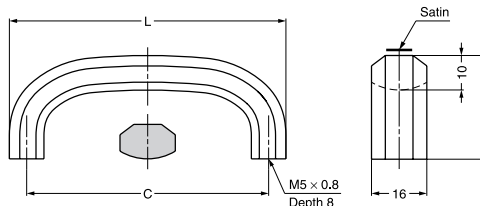


Item No.	L	C	H	Weight (g)	Box (pcs)	Carton (pcs)
CU-80	82	72 (2-27/32")	32	112	10	100
CU-100	102	92 ( 3-5/8" )	34	136	10	100
CU-120	122	112 (4-13/32")	36	163	10	100
CU-150	152	142 (5-19/32")	38	200	8	80
CU-180	182	172 (6-25/32")	40	234	8	80
CU-220	222	212 (8-11/32")	42	282	8	40
CU-300	302	292 ( 11-1/2" )	44	372	6	30

## CU-R SERIES HANDLE

Material: 303 Stainless Steel

Finish: Mirror and Satin Combination

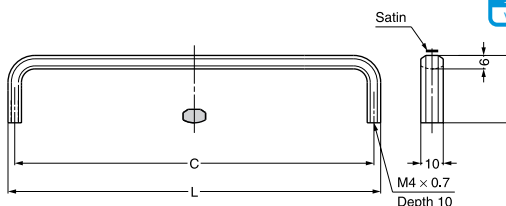


Item No.	L	C	H	Weight (g)	Box (pcs)
CU-R-80	80	70 ( 2-3/4" )	30	101	10
CU-R-100	100	90 (3-35/64")	32	125	10
CU-R-120	120	110 (4-21/64")	34	150	10
CU-R-150	150	140 (5-33/64")	36	183	5

## JS SERIES HANDLE

Material: 316 Stainless Steel

Finish: Mirror and Satin Combination

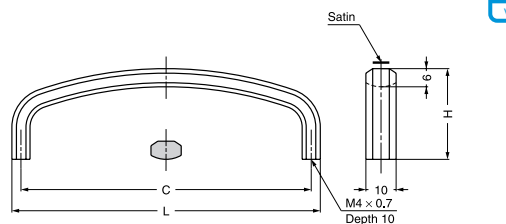


Item No.	L	C	H	Weight (g)	Box (pcs)	Carton (pcs)
JS-165	166	160 ( 6-19/64" )	30	84	15	150
JS-260	260	254 ( 10" )	33	125	10	100
JS-360	358	352 (13-55/64")	36	168	10	100

## JS-R SERIES HANDLE

Material: 316 Stainless Steel

Finish: Mirror and Satin Combination



Item No.	L	C	H	Weight (g)	Box (pcs)	Carton (pcs)
JS-R40	38	32 (1-17/64")	27	28	30	300
JS-R70	70	64 (2-33/64")	30	42	20	200
JS-R100	102	96 (3-25/32")	30	53	20	200
JS-R135	134	128 ( 5-1/32" )	30	65	15	150